

1625 North Market Blvd., Suite N-219
Sacramento, CA 95834
P 916.515.5200 F 916.928.2204
www.acupuncture.ca.gov



**CALIFORNIA ACUPUNCTURE BOARD
FULL BOARD MEETING NOTICE AND AGENDA**

**April 7, 2023
9:00 a.m. to 5:00 p.m. or upon completion of business**

Location: WebEx Teleconference

<https://dca-meetings.webex.com/dca-meetings/j.php?MTID=mcac6fa19b0c3d49495bad44c41f7b3a8>

If joining using the link above
Webinar number: 2496 786 4195
Webinar password: ACUP04072023

If joining by phone
+1-415-655-0001 US Toll
Access code: 249 678 64195
Passcode: 22870407

Pursuant to Government Code section 11133, no physical meeting location will be provided.

Important Notice to the Public

The Acupuncture Board (Board) will hold a public meeting via WebEx Events. To access and participate in the meeting, please log on to the website listed under Location on the day of the meeting. Instructions to connect to the meeting can be found at the end of this agenda.

ACTION MAY BE TAKEN ON ANY ITEM LISTED ON THE AGENDA.

Members of the Board

John Harabedian, Esq., President
Ruben Osorio, Vice President
Dr. Amy Matecki, M.D., L.Ac.
Dr. Yong Ping Chen, L.Ac., Ph.D
Hyun "Francisco" Kim, M.S., L.Ac.
Dr. Shu Dong Li, Ph.D

- 1. Call to Order, Roll Call, and Establishment of Quorum (John Harabedian, President)**
- 2. President's Remarks (Harabedian)**
- 3. Review and Possible Approval of the December 2, 2022, Board Meeting Minutes (Harabedian)**

4. Executive Management Report

- (A) Strategic Plan Announcement
- (B) Budget Update
- (C) Staffing Update
- (D) Business Modernization Update
- (E) Licensing Report Q2 2022-23
- (F) Enforcement Report Q2 2022-23

5. Legislative Report (Brothers)

- (A) 2023-24 Legislative Session Summary
 - i) AB 883 (Mathis) Business licenses: United States Department of Defense SkillBridge program
 - ii) AB 996 (Low) Department of Consumer Affairs: continuing education: conflict-of-interest policy
 - iii) AB 1028 (McKinnor) Reporting of crimes: mandated reporters
 - iv) AB 1264 (B&P Committee) Acupuncture
 - v) AB 1707 (Pacheco) Health professionals and facilities: adverse actions based on another state's law
 - vi) AB 1751 (Gipson) Opioid prescriptions: information: nonpharmacological treatments for pain
 - vii) SB 259 (Seyarto) Reports submitted to legislative committees
 - viii) SB 345 (Skinner) Health care services: legally protected health care activities
 - ix) SB 372 (Menjivar) Department of Consumer Affairs: licensee and registrant records: name and gender changes
 - x) SB 544 (Laird) Bagley-Keene Open Meeting Act: teleconferencing
 - xi) SB 802 (Roth) Licensing boards: disqualification from licensure: criminal conviction

6. Regulatory Report

- (A) Disciplinary Guidelines; Uniform Standards for Substance Abusing Licensees; Probation Disclosure (Title 16 CCR section 1399.469)
- (B) Align Curriculum Standards and Approval Related Regulations with Statute (Title 16 CCR sections 1399.415, 1399.434, 1399.435, 1399.437, 1399.438, 1399.439)
- (C) Application Process for Licensing Examination and Re-examination, and Criteria, and Procedures for Approval of a Credential Evaluation Service (Adopt Text to Add Sections 1399.409, 1399.416.2, 1399.416.3, and 1399.416.4, and Amend sections 1399.411, 1399.413, 1399.414, 1399.416, 1399.417, and 1399.419 419 in Title 16 of the CCR)
- (D) Application for Retired Status; Retired Status (Title 16 CCR section 1399.419.3)
- (E) Continuing Education Requirements (Title 16 CCR sections 1399.483, 1399.489)
- (F) Standards of Practice for Telehealth Services (Title 16 CCR section 1399.452.1)
- (G) Hand Hygiene Requirements (Title 16 CCR section 1399.451)

7. Discussion and Possible Approval of 2023 Background Paper for the Sunset Report (Bodea)

8. Announcement of Election of Officers at Next Board Meeting

9. Public Comments for Items Not on the Agenda (Harabedian)

The Board may not discuss or take action on any matter raised during the Public Comment section that is not included on this agenda, except whether to decide to place the matter on the agenda of a future meeting. (Gov. Code, §§ 11125, 11125.7(a).)

10. Future Agenda Items (Harabedian)

11. Closed Session

Pursuant to Government Code Section 11126(a)(1), the Board will convene to
Conduct the Evaluation of the Performance of the Executive Officer

12. Adjournment (Harabedian)

Informational Notes:

Discussion and action may be taken on any item on the full board meeting agenda. The agenda, as well as any available Board meeting minutes and materials, can be found on the California Acupuncture Board website: www.acupuncture.ca.gov.

The time and order of agenda items are approximate and subject to change at the discretion of the Board President; agenda items scheduled for a particular day may be moved or continued to an earlier or later noticed meeting day to facilitate the effective transaction of business.

In accordance with the Bagley-Keene Open Meeting Act, all meetings of the Board are open to the public. The Board plans to webcast this meeting at: <https://thedcapage.wordpress.com/webcasts/>.

Webcast availability cannot, however, be guaranteed due to limitations on resources or other technical difficulties that may arise. If you wish to participate or to have a guaranteed opportunity to observe, please follow the log-in instruction listed above. Adjournment, if it is the only item that occurs after a closed session, may not be webcast.

Government Code section 11125.7 provides the opportunity for the public to address each agenda item during discussion or consideration by the Board or prior to the Board taking any action on said item. Members of the public will be provided appropriate opportunities to comment on any issues before the Board, but the Board President may, at his or her discretion, apportion available time among those who wish to speak. Individuals may appear before the Board to discuss items not on the agenda; however, the Board can neither discuss nor take official action on these items at the time for the same meeting. (Gov. Code, §§ 11125, 11125.7(a).)

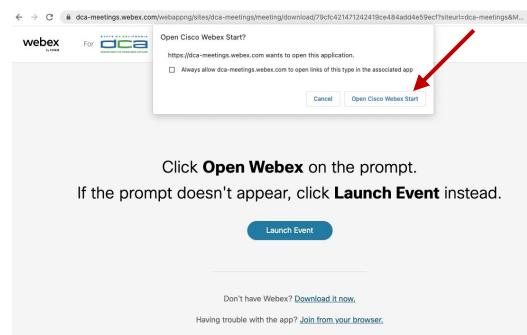
Board meetings are open to the public and are held in barrier free facilities that are accessible to those with physical disabilities in accordance with the Americans with Disabilities Act (ADA). If you are a person with a disability requiring disability-related modifications or accommodations to participate in the meeting, including auxiliary aids or services, please contact the Board at (916) 515-5200; Fax: (916) 928-2204. Requests should be made as soon as possible, but at least five (5) working days prior to the scheduled meeting. You may also dial a voice TTY/TDD Communications Assistant at (800) 322-1700 or 7-1-1.

Members of the public may but are not obligated to provide their names or personal information as a condition of observing or participating in the meeting. When signing into the WebEx platform, participants may be asked for their name and email address. Participants who choose not to provide their names will be required to provide a unique identifier such as their initials or another alternative, so that the meeting moderator can identify individuals who wish to make public comment; participants who choose not to provide their email address may utilize a fictitious email address in the following sample format: XXXXX@mailinator.com.

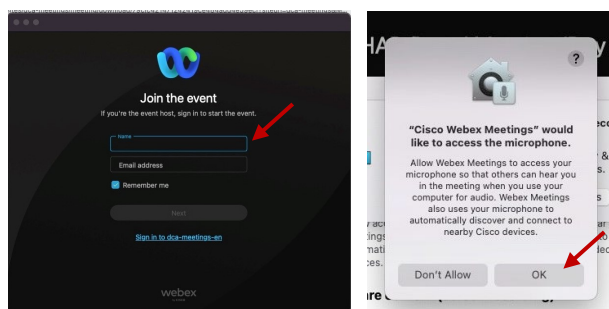
If joining using the meeting link

1 Click on the meeting link. This can be found in the meeting notice you received.

2 If you have not previously used Webex on your device, your web browser may ask if you want to open Webex. Click “Open Cisco Webex Start” or “Open Webex”, whichever option is presented. DO NOT click “Join from your browser”, as you will not be able to participate during the meeting.



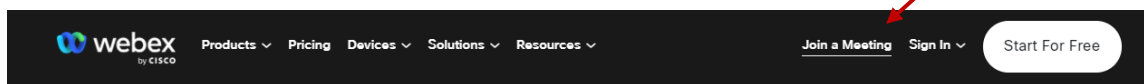
3 Enter your name and email address. Click “Join as a guest”. Accept any request for permission to use your microphone and/or camera.



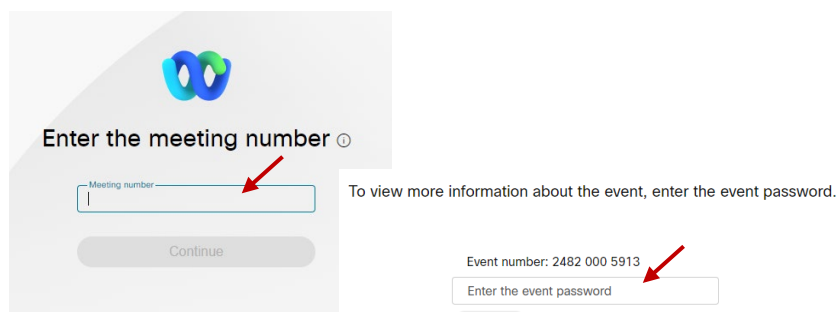
OR

If joining from Webex.com

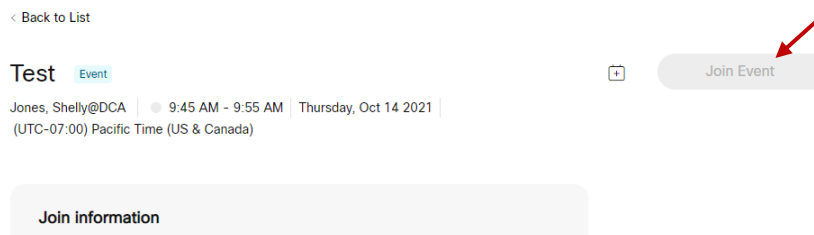
1 Click on “Join a Meeting” at the top of the Webex window.



2 Enter the meeting/event number and click “Continue”. Enter the event password and click “OK”. This can be found in the meeting notice you received.



3 The meeting information will be displayed. Click “Join Event”.



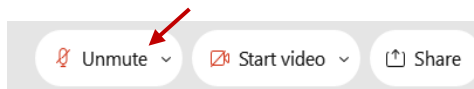
OR

Connect via telephone:

You may also join the meeting by calling in using the phone number, access code, and passcode provided in the meeting notice.

Microphone

Microphone control (mute/unmute button) is located on the command row.

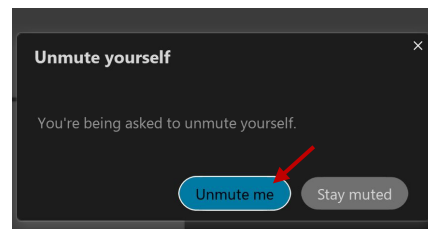


Green microphone = Unmuted: People in the meeting can hear you.



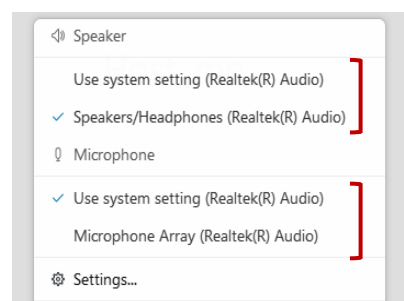
Red microphone = Muted: No one in the meeting can hear you.

Note: Only panelists can mute/unmute their own microphones. Attendees will remain muted unless the moderator enables their microphone at which time the attendee will be provided the ability to unmute their microphone by clicking on “Unmute Me”.



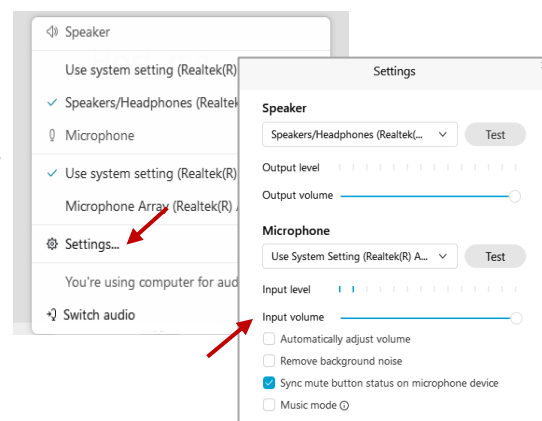
If you cannot hear or be heard

- 1 Click on the bottom facing arrow located on the Mute/Unmute button.
- 2 From the pop-up window, select a different:
 - Microphone option if participants can't hear you.
 - Speaker option if you can't hear participants.



If your microphone volume is too low or too high

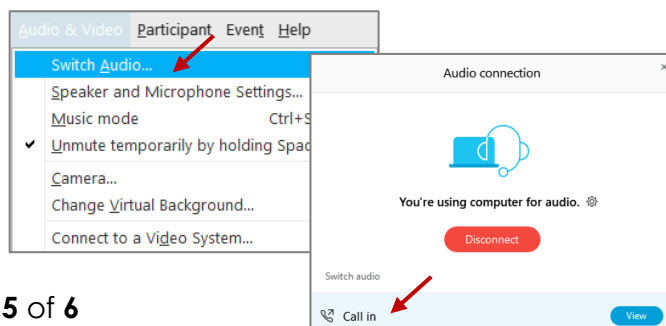
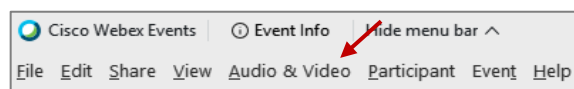
- 1 Locate the command row – click on the bottom facing arrow located on the Mute/Unmute button.
- 2 From the pop-up window:
 - Click on “Settings...”:
 - Drag the “Input Volume” located under microphone settings to adjust your volume.



Audio Connectivity Issues

If you are connected by computer or tablet and you have audio issues or no microphone/speakers, you can link your phone through webex. Your phone will then become your audio source during the meeting.

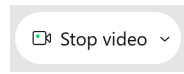
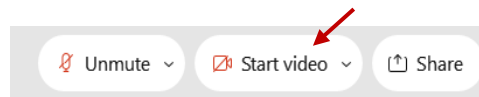
- 1 Click on “Audio & Video” from the menu bar.
- 2 Select “Switch Audio” from the drop-down menu.
- 3 Select the “Call In” option and following the directions.



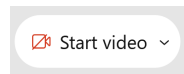
Web Camera

Only panelists (e.g. staff, board members, presenters) can access the web camera feature.

Camera control (Start Video/Stop Video button) is located on the command row.



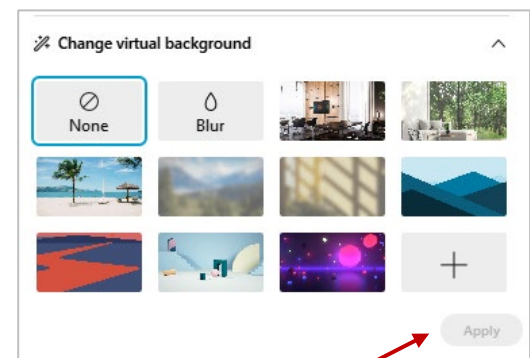
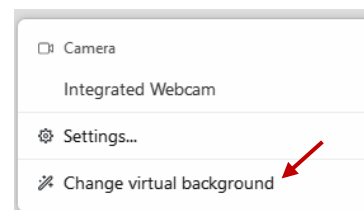
Green dot in camera = Camera is on: People in the meeting can see you.



Red dot in camera = Camera is off: No one in the meeting can see you.

Virtual Background

- 1 To access virtual backgrounds, click on the bottom facing arrow located on the video button.
- 2 Click on "Change Virtual Background".
- 3 From the pop-up window, click on any of the available images to display that image as your virtual background and click "Apply".



If you cannot be seen

- 1 Locate the command row – click on the bottom facing arrow located on the video button.
- 2 From the pop-up window, select a different camera from the list.

