



OCCUPATIONAL ANALYSIS OF THE
ACUPUNCTURIST PROFESSION

STATE OF CALIFORNIA



DEPARTMENT OF CONSUMER AFFAIRS

CALIFORNIA ACUPUNCTURE BOARD

OCCUPATIONAL ANALYSIS OF THE ACUPUNCTURIST PROFESSION



July 2021

Heidi Lincer, Ph.D., Chief

Sanja Durman-Perez, M.A., Research Data Specialist II



This occupational analysis report is mandated by California Business and Professions Code (B&P) § 139 and by DCA Licensure Examination Validation Policy OPES 18-02.

EXECUTIVE SUMMARY

The California Acupuncture Board (Board) requested that the Department of Consumer Affairs' Office of Professional Examination Services (OPES) conduct an occupational analysis (OA) of acupuncturist practice in California. The purpose of the OA is to define practice for acupuncturists in terms of the tasks that newly licensed acupuncturists must be able to perform at the time of licensure and the knowledge required to perform those tasks safely and competently. The results of this OA provide a description of practice for the acupuncturist profession that can be used to develop the California Acupuncture Licensing Examination (CALE). In addition, the results of this OA can be used to evaluate national acupuncturist examination programs for use in California licensure.

OPES test specialists began by researching the profession and by conducting telephone interviews with acupuncturists working in locations throughout California. The purpose of these interviews was to identify the tasks performed by acupuncturists and to specify the knowledge required to perform those tasks in a safe and competent manner. Using the information gathered from the research and the interviews, OPES test specialists developed a preliminary list of tasks performed in acupuncturist practice along with statements representing the knowledge required to perform those tasks.

OPES convened three workshops to review and refine the preliminary lists of tasks and knowledge statements. The workshops included acupuncturists, or subject matter experts (SMEs), with diverse backgrounds in the profession (i.e., location of practice, years licensed, specialty). These SMEs identified changes and trends in acupuncture practice and performed a preliminary linkage of each task with a knowledge statement. Additional tasks and knowledge statements were created as needed to create a comprehensive description of acupuncture practice in California.

The SMEs also determined demographic questions for a three-part OA questionnaire to be completed by acupuncturists statewide. After the third workshop, OPES test specialists developed the questionnaire. Questionnaire development included a pilot study that was conducted using a group of acupuncturists. The pilot study participants' feedback was reviewed and used in refining the final questionnaire.

In the first part of the OA questionnaire, the acupuncturists were asked to provide demographic information relating to their work settings and practice. In the second part, they were asked to rate specific tasks in terms of frequency (i.e., how often the acupuncturist performs the task in the acupuncturist's current or most recent practice) and importance (i.e., how important the task is to effective performance of the acupuncturist's current or most recent practice). In the third part, they were asked to rate each knowledge statement in terms of how important it is to effective performance of the acupuncturist's most recent practice.

In March 2021, the Board sent a letter to all acupuncturists with an active license and address of record in California (11,828). The letter invited them to complete the OA questionnaire online and included a link to the questionnaire (Appendix D). A total of 333 mailed letters were

returned as undeliverable. The Board also sent email invitations to approximately 1,900 email addresses on its subscriber alert list and to approximately 6,800 acupuncturists whose email address was on file with the Board.

In April 2021, the Board sent an OA questionnaire reminder email to approximately 6,800 acupuncturists whose email address was on file with the Board. In April 2021, the Board also mailed out an OA questionnaire reminder postcard to all acupuncturists with an active license and address of record in California (11,828).

In addition to providing the link to the OA questionnaire in the letter, the Board posted the link on its website. To further promote the OA effort, the Board also announced the OA at the December 2020 and the March 2021 Board meetings.

Of the 11,828 acupuncturists invited to complete the questionnaire, 4,806 (40.6%) responded by accessing the online questionnaire. The final sample size included in the data analyses was 2,795, or 23.6% of the licensed acupuncturist population that was invited to complete the questionnaire. This response rate reflects two adjustments. First, OPES excluded data from respondents who indicated they had not practiced as acupuncturists in California within the last 18 months. Second, questionnaires containing a large volume of missing data were also excluded. The final respondent sample appears to be representative of the population of California acupuncturists based on the sample's demographic composition.

OPES test specialists then performed data analyses of the task and knowledge ratings obtained from the OA questionnaire respondents. The task frequency and importance ratings were combined to derive a criticality index for each task statement. The mean importance rating was used as the criticality index for each knowledge statement.

Once the data were analyzed, OPES conducted an additional workshop with SMEs in May 2021 to review the results of the OA. The SMEs evaluated the criticality indices and determined whether any tasks or knowledge statements should be removed from the examination outline. The SMEs in this group also established the final linkage between tasks and knowledge statements and finalized the organization of the tasks and knowledge statements into content areas. The SMEs then determined the final content area and subarea weights for the examination outline. The new examination outline was reviewed and finalized in a July 2021 workshop.

The examination outline is structured into four content areas. It provides a description of the scope of practice for acupuncturists, and identifies the tasks and knowledge critical to safe and competent acupuncturist practice in California at the time of licensure. Additionally, the examination outline provides a basis for evaluating the degree to which the content of any examination under consideration measures content critical to acupuncturist practice in California.

OVERVIEW OF THE CALIFORNIA ACUPUNCTURE LICENSING EXAMINATION (CALE) OUTLINE

Content Area	Content Area Description	Percent Weight
01. Patient assessment	This area assesses the practitioner's knowledge of assessing patient's chief complaint and underlying health conditions using Traditional Chinese Medicine (TCM) and Western medicine assessment methods, referring the patient to another health care provider if indicated by assessment results, and identifying and responding to patient emergency situations.	27
02. Diagnosis and treatment planning	This area assesses the practitioner's knowledge of evaluating assessment findings to develop a diagnosis and treatment plan according to TCM theories. It also evaluates the practitioner's knowledge of monitoring and evaluating patient response to treatment at follow-up visits and modifying treatment plans based on evaluation results.	17
03. Treatment	This area assesses the practitioner's knowledge of acupuncture, herbal therapy, and adjunct modalities to treat the patient's health imbalance.	44
04. Professional responsibilities	This area assesses the practitioner's knowledge of legal requirements, ethical guidelines, and professional standards related to the acupuncturist profession in California.	12
Total		100

TABLE OF CONTENTS

EXECUTIVE SUMMARY.....	iii
CHAPTER 1 INTRODUCTION.....	1
PURPOSE OF THE OCCUPATIONAL ANALYSIS.....	1
CONTENT VALIDATION STRATEGY	1
PARTICIPATION OF SUBJECT MATTER EXPERTS.....	1
ADHERENCE TO LEGAL STANDARDS AND GUIDELINES.....	1
DESCRIPTION OF OCCUPATION.....	2
CHAPTER 2 OCCUPATIONAL ANALYSIS QUESTIONNAIRE.....	3
SUBJECT MATTER EXPERT INTERVIEWS	3
TASKS AND KNOWLEDGE STATEMENTS	3
QUESTIONNAIRE DEVELOPMENT	4
PILOT STUDY	4
CHAPTER 3 RESPONSE RATE AND DEMOGRAPHICS.....	5
SAMPLING STRATEGY AND RESPONSE RATE	5
DEMOGRAPHIC SUMMARY.....	5
CHAPTER 4 DATA ANALYSIS AND RESULTS	35
RELIABILITY OF RATINGS.....	35
TASK CRITICALITY INDICES	36
KNOWLEDGE IMPORTANCE RATINGS.....	37
CHAPTER 5 WRITTEN EXAMINATION OUTLINE.....	39
TASK-KNOWLEDGE LINKAGE.....	39
CONTENT AREAS AND WEIGHTS	39
CHAPTER 6 CONCLUSION	81

LIST OF TABLES

TABLE 1 – CURRENTLY PRACTICING AS AN ACUPUNCTURIST	8
TABLE 2 – NUMBER OF YEARS LICENSED AS AN ACUPUNCTURIST	9
TABLE 3 – HOURS PER WEEK WORKING AS A LICENSED ACUPUNCTURIST	10
TABLE 4 – PATIENTS SEEN PER WEEK AS A LICENSED ACUPUNCTURIST	11
TABLE 5 – PRIMARY PRACTICE LOCATION TYPE	12
TABLE 6 – PRIMARY PRACTICE SETTING	13
TABLE 7 – EMPLOYMENT STATUS.....	14
TABLE 8 – PRIMARY WAY PATIENTS PAY FOR SERVICES	15
TABLE 9 – PERCENTAGE OF TIME USING TELEHEALTH TO PROVIDE PATIENT CARE SERVICES OVER THE PAST 12 MONTHS.....	16
TABLE 10 – TREATMENT CATEGORY THAT BEST DESCRIBES PRIMARY FOCUS OF ACUPUNCTURE PRACTICE	17
TABLE 11 – TREATMENT CATEGORY APPLIED MOST OFTEN WITH PATIENTS OVER THE LAST 12 MONTHS.....	19
TABLE 12 – TREATMENT MODALITIES USED	21
TABLE 13 – TREATMENT MODALITY USED MOST OFTEN OVER THE LAST 12 MONTHS	23
TABLE 14 – NATIVE LANGUAGE OF RESPONDENTS.....	25
TABLE 15 – LANGUAGE SPOKEN BY THE MAJORITY OF PATIENTS.....	26
TABLE 16 – HIGHEST LEVEL OF EDUCATION ACHIEVED.....	27
TABLE 17 – OTHER PROFESSIONAL LICENSES HELD	28
TABLE 18 – APPROXIMATE GROSS ANNUAL INCOME GENERATED FROM EMPLOYMENT AS A LICENSED ACUPUNCTURIST	29
TABLE 19 – RESPONDENT FEELS ABLE TO EARN A LIVING WAGE FROM EMPLOYMENT AS A LICENSED ACUPUNCTURIST	30
TABLE 20 – CHANGE IN RESPONDENTS’ INCOME DUE TO THE COVID-19 PANDEMIC.....	31
TABLE 21 – ACUPUNCTURE TRAINING PROGRAM PREPARATION FOR FIRST YEAR IN PRACTICE	32
TABLE 22 – SUBJECTS THAT WOULD HAVE BEEN BENEFICIAL FOR ADEQUATE PREPARATION FOR FIRST YEAR IN PRACTICE	33
TABLE 23 – PRIMARY PRACTICE LOCATION IN FINAL SAMPLE AND ADDRESS OF RECORD IN POPULATION BY REGION.....	34
TABLE 24 – RELIABILITY OF TASK FREQUENCY AND IMPORTANCE RATING SCALES BY CONTENT AREA AND OVERALL.....	35
TABLE 25 – RELIABILITY OF KNOWLEDGE IMPORTANCE RATING SCALE BY CONTENT AREA AND OVERALL.....	35
TABLE 26 – CALE OUTLINE CONTENT AREA WEIGHTS	40
TABLE 27 – EXAMINATION OUTLINE: CALE	41

LIST OF FIGURES

FIGURE 1 – CURRENTLY PRACTICING AS AN ACUPUNCTURIST.....	8
FIGURE 2 – NUMBER OF YEARS LICENSED AS AN ACUPUNCTURIST	9
FIGURE 3 – HOURS PER WEEK WORKING AS A LICENSED ACUPUNCTURIST ...	10
FIGURE 4 – PATIENTS SEEN PER WEEK AS A LICENSED ACUPUNCTURIST	11
FIGURE 5 – PRIMARY PRACTICE LOCATION TYPE.....	12
FIGURE 6 – PRIMARY PRACTICE SETTING.....	13
FIGURE 7 – EMPLOYMENT STATUS.....	14
FIGURE 8 – PRIMARY WAY PATIENTS PAY FOR SERVICES	15
FIGURE 9 – PERCENTAGE OF TIME USING TELEHEALTH TO PROVIDE PATIENT CARE SERVICES OVER THE PAST 12 MONTHS	16
FIGURE 10 – TREATMENT CATEGORY THAT BEST DESCRIBES PRIMARY FOCUS OF ACUPUNCTURE PRACTICE	18
FIGURE 11 – TREATMENT CATEGORY APPLIED MOST OFTEN WITH PATIENTS OVER THE LAST 12 MONTHS.....	20
FIGURE 12 – TREATMENT MODALITIES USED	22
FIGURE 13 – TREATMENT MODALITY USED MOST OFTEN OVER THE LAST 12 MONTHS.....	24
FIGURE 14 – NATIVE LANGUAGE OF RESPONDENTS.....	25
FIGURE 15 – LANGUAGE SPOKEN BY THE MAJORITY OF PATIENTS.....	26
FIGURE 16 – HIGHEST LEVEL OF EDUCATION ACHIEVED	27
FIGURE 17 – OTHER PROFESSIONAL LICENSES HELD	28
FIGURE 18 – APPROXIMATE GROSS ANNUAL INCOME GENERATED FROM EMPLOYMENT AS A LICENSED ACUPUNCTURIST	29
FIGURE 19 – RESPONDENT FEELS ABLE TO EARN A LIVING WAGE FROM EMPLOYMENT AS A LICENSED ACUPUNCTURIST	30
FIGURE 20 – CHANGE IN RESPONDENTS’ INCOME DUE TO THE COVID-19 PANDEMIC	31
FIGURE 21 – ACUPUNCTURE TRAINING PROGRAM PREPARATION FOR FIRST YEAR IN PRACTICE	32
FIGURE 22 – SUBJECTS THAT WOULD HAVE BEEN BENEFICIAL FOR ADEQUATE PREPARATION FOR FIRST YEAR IN PRACTICE.....	33
FIGURE 23 – PRIMARY PRACTICE LOCATION IN FINAL SAMPLE AND ADDRESS OF RECORD IN POPULATION BY REGION	34

LIST OF APPENDICES

APPENDIX A RESPONDENTS BY REGION	83
APPENDIX B TASK CRITICALITY INDICES.....	87
APPENDIX C KNOWLEDGE MEAN IMPORTANCE RATINGS	97
APPENDIX D INVITATION TO PRACTITIONERS	107
APPENDIX E QUESTIONNAIRE	109

CHAPTER 1 | INTRODUCTION

PURPOSE OF THE OCCUPATIONAL ANALYSIS

The California Acupuncture Board (Board) requested that the Department of Consumer Affairs' Office of Professional Examination Services (OPES) conduct an occupational analysis (OA) as part of the Board's comprehensive review of acupuncturist practice in California. The purpose of the OA is to define practice for acupuncturists in terms of the tasks that newly licensed acupuncturists must be able to perform at entry level and the knowledge required to perform those tasks safely and competently. The results of this OA provide a description of practice for the acupuncturist profession that can be used to develop the California Acupuncture Licensure Examination (CALE). In addition, the results of this OA can be used to evaluate national acupuncturist examinations for possible use in California licensure.

CONTENT VALIDATION STRATEGY

To ensure that the description of acupuncturist practice resulting from the OA reflects the tasks performed by practicing acupuncturists, OPES incorporated the technical expertise of California acupuncturists throughout the OA process.

PARTICIPATION OF SUBJECT MATTER EXPERTS

OPES selected Board-approved California acupuncturists to participate as subject matter experts (SMEs) during all phases of the OA. The SMEs were selected from a broad range of practice settings, geographic locations, and experience backgrounds. During the interviews and the first three of four workshops, SMEs provided technical expertise and information about acupuncturist practice. This information was needed to develop tasks and knowledge statements and organize them into meaningful content areas. They also developed demographic questions for the survey, reviewed rating scales for tasks and knowledge statements, and performed a preliminary linkage of tasks and knowledge statements. During the last workshop, the SMEs reviewed the results of the OA, including the demographic composition of the final sample and task and knowledge ratings. They also performed the final linkage of tasks and knowledge statements, finalized the organization of tasks and knowledge statements into content areas, and developed the examination outline.

ADHERENCE TO LEGAL STANDARDS AND GUIDELINES

Licensing, certification, and registration programs in the State of California adhere to federal and state laws and regulations, as well as to professional guidelines and technical standards. For the purposes of OAs, the following laws and guidelines are authoritative:

- California Business and Professions (B&P) Code § 139.
- 29 Code of Federal Regulations Part 1607 – Uniform Guidelines on Employee Selection Procedures (1978).
- California Fair Employment and Housing Act, Government Code § 12944.

- *Principles for the Validation and Use of Personnel Selection Procedures* (2018), Society for Industrial and Organizational Psychology (SIOP).
- *Standards for Educational and Psychological Testing* (2014), American Educational Research Association, American Psychological Association, and National Council on Measurement in Education.

For a licensure examination to meet these standards, it must be solidly based upon the job activities required for practice.

DESCRIPTION OF OCCUPATION

California B&P Code § 4927(d) defines acupuncture as follows:

"Acupuncture" means the stimulation of a certain point or points on or near the surface of the body by the insertion of needles to prevent or modify the perception of pain or to normalize physiological functions, including pain control for the treatment of certain diseases or dysfunctions of the body, and includes the techniques of electroacupuncture, cupping, and moxibustion.

California B&P Code § 4937 describes authorized practices under an acupuncturist license as follows:

An acupuncturist's license authorizes the holder thereof:

(a) To engage in the practice of acupuncture.

(b) To perform or prescribe the use of Asian massage, acupressure, breathing techniques, exercise, heat, cold, magnets, nutrition, diet, herbs, plant, animal, and mineral products, and dietary supplements to promote, maintain, and restore health. Nothing in this section prohibits any person who does not possess an acupuncturist's license or another license as a healing arts practitioner from performing, or prescribing the use of any modality listed in this subdivision.

(c) For purposes of this section, a "magnet" means a mineral or metal that produces a magnetic field without the application of an electric current.

(d) For purposes of this section, "plant, animal, and mineral products" means naturally occurring substances of plant, animal, or mineral origin, except that it does not include synthetic compounds, controlled substances or dangerous drugs as defined in Sections 4021 and 4022, or a controlled substance listed in Chapter 2 (commencing with Section 11053) of Division 10 of the Health and Safety Code.

(e) For purposes of this section, "dietary supplement" has the same meaning as defined in subsection (ff) of Section 321 of Title 21 of the United States Code, except that dietary supplement does not include controlled substances or dangerous drugs as defined in Section 4021 or 4022, or a controlled substance listed in Chapter 2 (commencing with Section 11053) of Division 10 of the Health and Safety Code.

CHAPTER 2 | OCCUPATIONAL ANALYSIS QUESTIONNAIRE

SUBJECT MATTER EXPERT INTERVIEWS

OPES contacted 12 acupuncturists to conduct semi-structured telephone interviews. During the interviews, the SMEs were asked to identify major content areas of their practice and the tasks performed in each content area. They were also asked to identify the knowledge necessary to perform the tasks safely and competently.

TASKS AND KNOWLEDGE STATEMENTS

OPES test specialists developed a preliminary list of tasks and knowledge statements based on the information gathered from a literature review of profession-related sources (e.g., previous OA reports, articles, industry publications, laws and regulations) and from the interviews with SMEs. The statements were organized into major content areas of practice.

OPES conducted three workshops with practicing SMEs from diverse backgrounds (i.e., years licensed, specialty, and practice location) to develop comprehensive lists of tasks and knowledge statements reflecting current acupuncture practice in California.

In September 2020, OPES test specialists facilitated the first workshop with eight SMEs to review and revise the preliminary lists of tasks and knowledge statements. The SME review ensured the technical accuracy and comprehensiveness of the tasks and knowledge statements. The SMEs also made recommendations regarding the organization of tasks and knowledge statements into content areas.

In November 2020, OPES test specialists facilitated the second workshop with eight SMEs. One of those SMEs had also participated in the first workshop. The SMEs continued to review and revise the lists of tasks and knowledge statements for technical accuracy and comprehensiveness. They also made several changes to the organization of tasks and knowledge statements into content areas.

In January 2021, OPES test specialists facilitated the third workshop with nine SMEs. Two of those SMEs had also participated in the second workshop. The SMEs reviewed and finalized the lists of tasks and knowledge statements and confirmed the organization of tasks and knowledge statements into content areas. The SMEs also performed the preliminary linkage of tasks and knowledge statements. Each task was linked to all knowledge statements that underlie safe and effective performance of that task. The SMEs also developed demographic questions for the OA survey and reviewed the rating scales to be used to rate tasks and knowledge statements on the OA survey.

OPES used the finalized list of tasks and knowledge statements, demographic questions, and rating scales to develop an online questionnaire.

QUESTIONNAIRE DEVELOPMENT

OPES test specialists developed an online OA questionnaire designed to solicit acupuncturists' ratings of the tasks and knowledge statements. The surveyed acupuncturists were instructed to rate how often each task is performed in their current or most recent practice (Frequency) and how important the task is for effective performance of their current or most recent practice (Importance). In addition, they were instructed to rate how important each knowledge statement is for effective performance of tasks in their most recent practice (Importance).

The response options for the Frequency scale used for rating tasks were:

- 0 – Never
- 1 – Very rarely
- 2 – Rarely
- 3 – Occasionally
- 4 – Frequently
- 5 – Very Frequently

The response options for the Importance scale used for rating tasks and knowledge statements were:

- 0 – Does not apply to my job
- 1 – Not important
- 2 – Of minor importance
- 3 – Moderately important
- 4 – Very important
- 5 – Critically important

The OA questionnaire also included a demographic section to obtain relevant information about the professional backgrounds of responding acupuncturists.

A PDF version of the OA questionnaire can be found in Appendix E.

PILOT STUDY

Before administering the final questionnaire, OPES conducted a pilot study of the online questionnaire. After review by Board staff, the questionnaire was sent to 28 SMEs who participated in previous workshops. A total of 9 SMEs responded to the pilot survey invitation. They provided information about the technical accuracy and comprehensiveness of the tasks and knowledge statements, the estimated time to complete the survey, and the functionality of the questionnaire. OPES used this feedback to refine the final questionnaire.

CHAPTER 3 | RESPONSE RATE AND DEMOGRAPHICS

SAMPLING STRATEGY AND RESPONSE RATE

In March 2021, the Board sent a letter to all acupuncturists with an active license and address of record in California (11,828). The letter (Appendix D) invited them to complete the OA questionnaire online and contained a link to the questionnaire. A total of 333 mailed letters were returned as undeliverable. In March 2021, the Board also sent email invitations to approximately 1,900 email addresses on its subscriber alert list and to approximately 6,800 acupuncturists whose email address was on file with the Board.

In April 2021, the Board sent an OA questionnaire reminder email to approximately 6,800 acupuncturists whose email address was on file with the Board. In April 2021, the Board also mailed out an OA questionnaire reminder postcard to all acupuncturists with an active license and address of record in California (11,828).

In addition to providing the link to the OA questionnaire in the letter, the Board posted the link on its website. To further promote the OA effort, the Board also announced the OA at the December 2020 and the March 2021 Board meetings.

Of the 11,828 acupuncturists invited to complete the questionnaire, 4,806 (40.6%) responded by accessing the online questionnaire. The final sample size included in the data analyses was 2,795, or 23.6% of the population that was invited to complete the questionnaire. This response rate reflects two adjustments. First, OPES excluded data from respondents who indicated they were not currently practicing and had not practiced as acupuncturists in California within the last 18 months. Second, questionnaires containing a large volume of missing data were excluded. The final respondent sample appears to be representative of the population of California acupuncturists based on the sample's demographic composition.

DEMOGRAPHIC SUMMARY

Tables 1–23 and Figures 1–23 provide detailed demographic information about the final sample included in the data analyses.

Table 1 and Figure 1 show that the majority of respondents (92.1%) indicated that they were currently practicing in California as licensed acupuncturists. The remaining respondents indicated that they were not currently practicing but had practiced in the past 18 months.

Respondents represented the profession at all experience levels (Table 2 and Figure 2). The distribution of respondents across experience categories was relatively balanced, with acupuncturists in different experience categories being similarly represented in the final sample.

Similarly, Table 3 and Figure 3 show that similar percentages of respondents, around 20%, reported working fewer than 10 hours per week, 11–20 hours per week, 21–30 hours per week, and 31–40 hours per week as licensed acupuncturists. Only about 10% reported working more than 40 hours per week as licensed acupuncturists.

Table 4 and Figure 4 show that the reported number of patients seen per week varies significantly among respondents, with the majority of respondents seeing fewer than 20 patients per week (53.2%) and only about 10.3% seeing 51 or more patients per week.

The majority of respondents can also be described in terms of the following demographic characteristics:

- Have a primary practice in an urban location (Table 5 and Figure 5).
- Have a primary practice that can be described as a sole proprietorship (Table 6 and Figure 6).
- Are self-employed (Table 7 and Figure 7).
- Have patients who pay for services primarily out-of-pocket or using health insurance (Table 8 and Figure 8).
- Have not used telehealth services over the past 12 months to provide patient care (Table 9 and Figure 9).
- Describe the primary focus of their practice as pain management (Tables 10 and Figure 10) and have practiced pain management more often than any other treatment category over the past 12 months (Table 11 and Figure 11).
- Use acupuncture, cupping, herbal therapy, diet and nutrition recommendations, electroacupuncture, infrared therapy, ear seeds, manual therapy, heat therapy, and moxibustion in their practice (Table 12 and Figure 12).
- Report acupuncture as the treatment modality used most often in their practice over the last 12 months (Table 13 and Figure 13).
- Report English as their native language (Table 14 and Figure 14).
- Report English as the language spoken by the majority of their patients (Table 15 and Figure 15).
- Have a master's degree or higher in acupuncture or Asian medicine (Table 16 and Figure 16).
- Report generating less than \$50,000 in gross annual income from employment as a licensed acupuncturist (Table 18 and Figure 18), but feel that they are able to make a living from working as an acupuncturist (Table 19 and Figure 19).
- Report a decrease in income due to the COVID-19 pandemic (Table 20 and Figure 20).
- Feel that their acupuncture training program prepared them for their first year in practice (Table 21 and Figure 21).

When asked to identify subjects that would have helped adequately prepare them for their first year in practice (Table 22 and Figure 22), almost two thirds of respondents wished they had had more training in practice management and business skills, while almost half wished they had had more training in insurance billing.

Table 23 and Figure 23 show the location of respondents' primary practice organized by geographical region. For comparison, they also show the address of record organized by region for the overall population of actively licensed acupuncturists with a California address of record at the time of the survey. The data show that the sample included in the analysis was

geographically representative of the overall population of actively licensed acupuncturists in California. The proportions of respondents with a primary practice in each region in the final sample closely mirror the proportions of acupuncturists whose address of record with the Board is located in each region.

The highest number of respondents reported their primary practice location in Los Angeles County and vicinity, followed by the San Francisco Bay Area, and San Diego and vicinity. The remaining regions were reported as their primary practice location by fewer than 5% of respondents: Riverside and vicinity, South and Central Coast, North Coast, Sacramento Valley, Sierra Mountain Valley, San Joaquin Valley, and Shasta and Cascade.

TABLE 1 – CURRENTLY PRACTICING AS AN ACUPUNCTURIST

RESPONSE	NUMBER (N)	PERCENT
Currently practicing as an acupuncturist	2,575	92.1
Has practiced in the past 18 months	220	7.9
Total	2,795	100.0

FIGURE 1 – CURRENTLY PRACTICING AS AN ACUPUNCTURIST

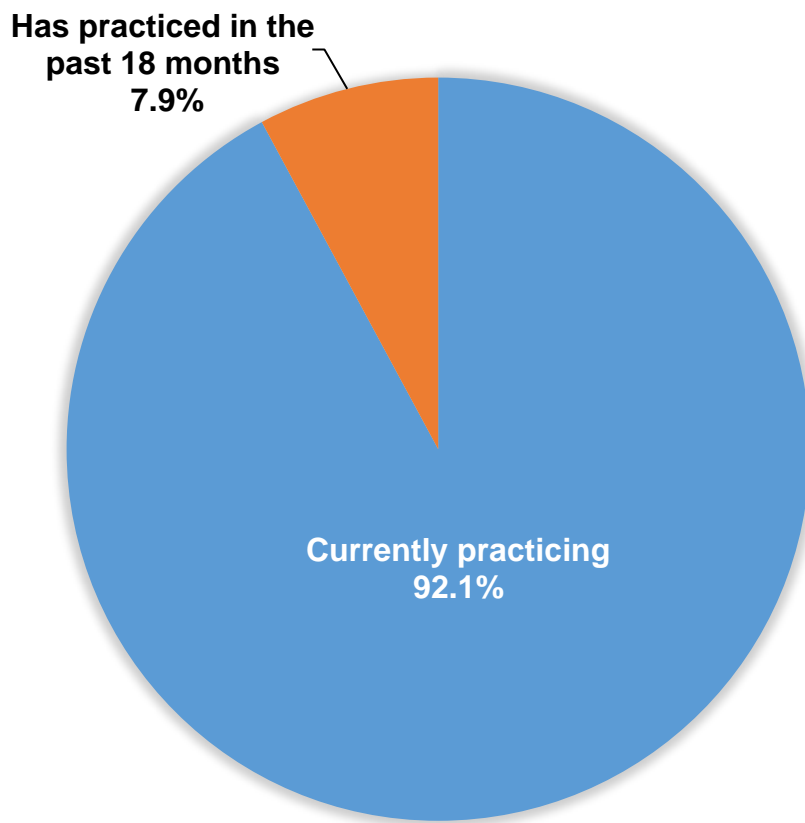


TABLE 2 – NUMBER OF YEARS LICENSED AS AN ACUPUNCTURIST

YEARS	NUMBER (N)	PERCENT
0–5 years	583	20.9
6–10 years	531	19.0
11–15 years	522	18.7
16–20 years	449	16.1
21–25 years	312	11.2
26–30 years	139	5.0
More than 30 years	259	9.3
Total	2,795	100.0*

*NOTE: Percentages do not add to 100 due to rounding.

FIGURE 2 – NUMBER OF YEARS LICENSED AS AN ACUPUNCTURIST

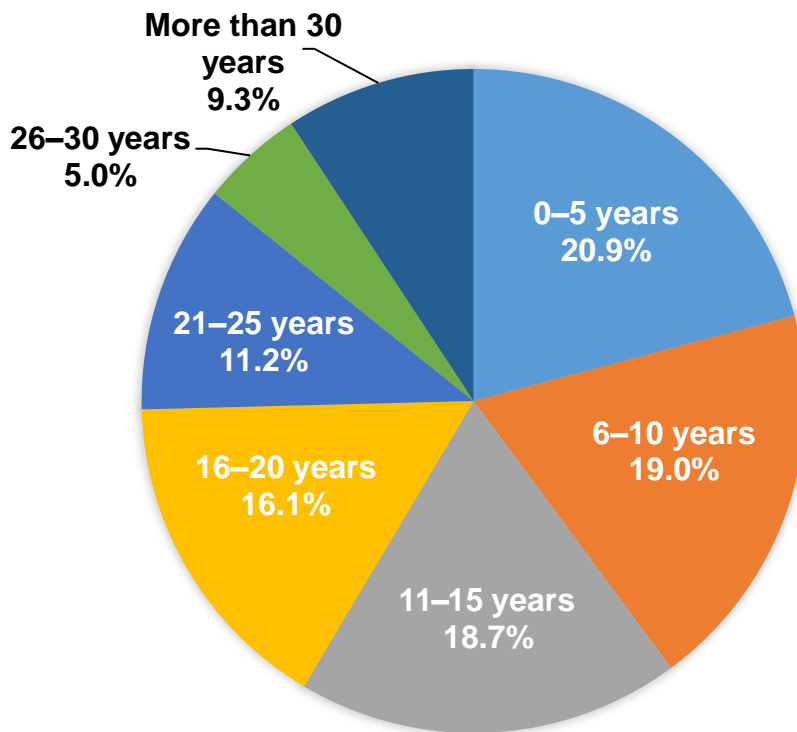


TABLE 3 – HOURS PER WEEK WORKING AS A LICENSED ACUPUNCTURIST

HOURS PER WEEK	NUMBER (N)	PERCENT
0–10 hours	568	20.3
11–20 hours	624	22.3
21–30 hours	673	24.1
31–40 hours	635	22.7
41 or more hours	283	10.1
Missing	12	0.4
Total	2,795	100.0*

*NOTE: Percentages do not add to 100 due to rounding.

FIGURE 3 – HOURS PER WEEK WORKING AS A LICENSED ACUPUNCTURIST

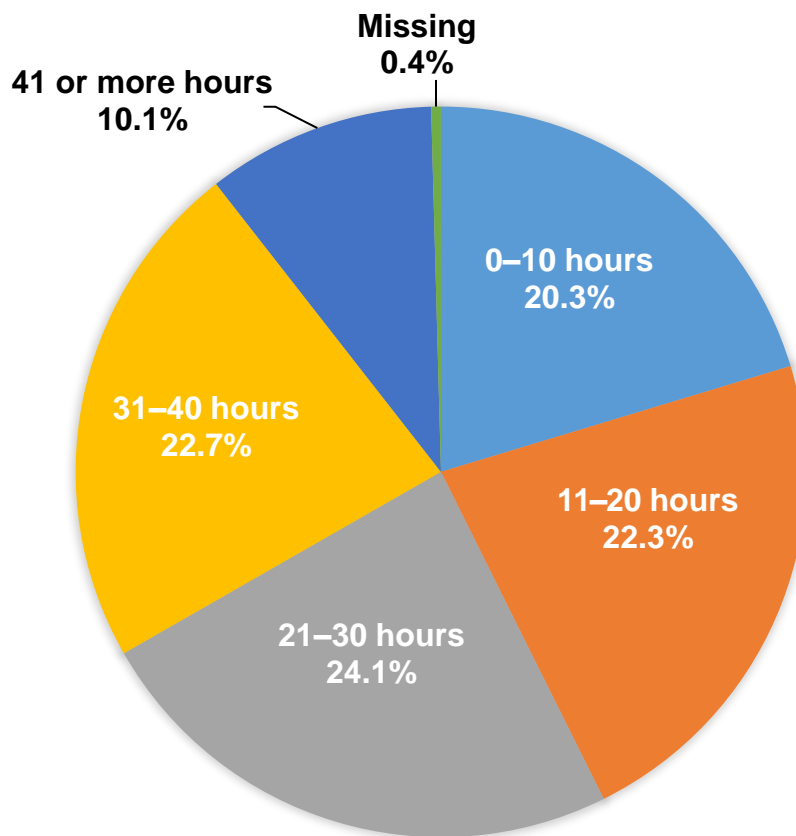


TABLE 4 – PATIENTS SEEN PER WEEK AS A LICENSED ACUPUNCTURIST

PATIENTS PER WEEK	NUMBER (N)	PERCENT
0–10 patients	781	27.9
11–20 patients	707	25.3
21–30 patients	576	20.6
31–50 patients	433	15.5
51 or more patients	287	10.3
Missing	11	0.4
Total	2,795	100.0

FIGURE 4 – PATIENTS SEEN PER WEEK AS A LICENSED ACUPUNCTURIST

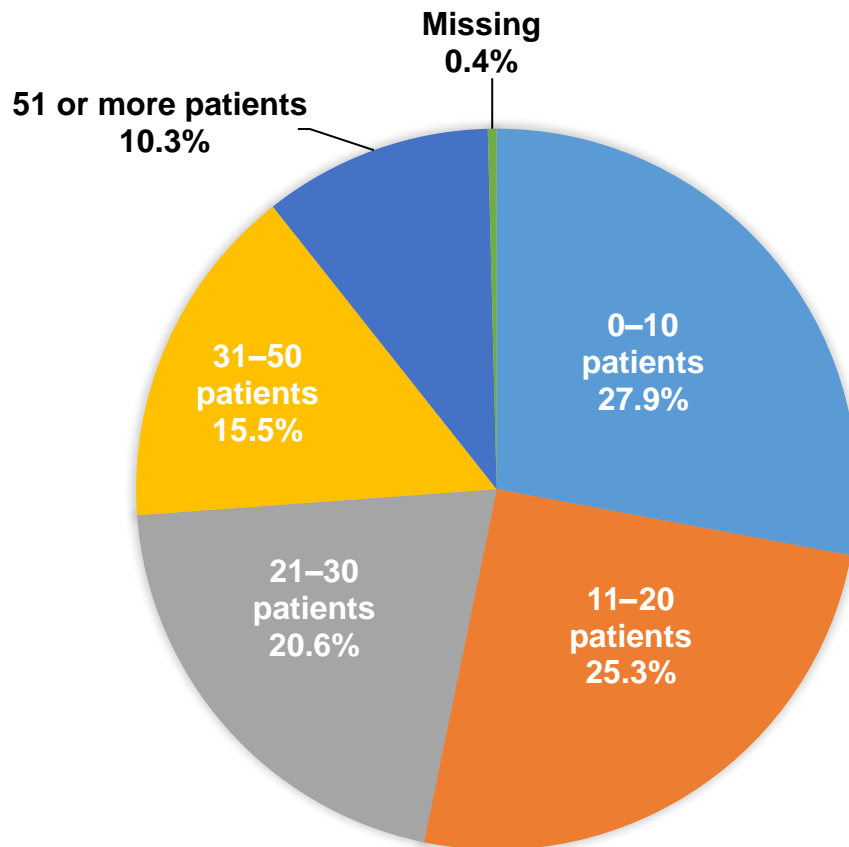


TABLE 5 – PRIMARY PRACTICE LOCATION TYPE

LOCATION TYPE	NUMBER (N)	PERCENT
Urban (more than 50,000 people)	2,435	87.1
Rural (fewer than 50,000 people)	334	11.9
Missing	26	0.9
Total	2,795	100.0*

*NOTE: Percentages do not add to 100 due to rounding.

FIGURE 5 – PRIMARY PRACTICE LOCATION TYPE

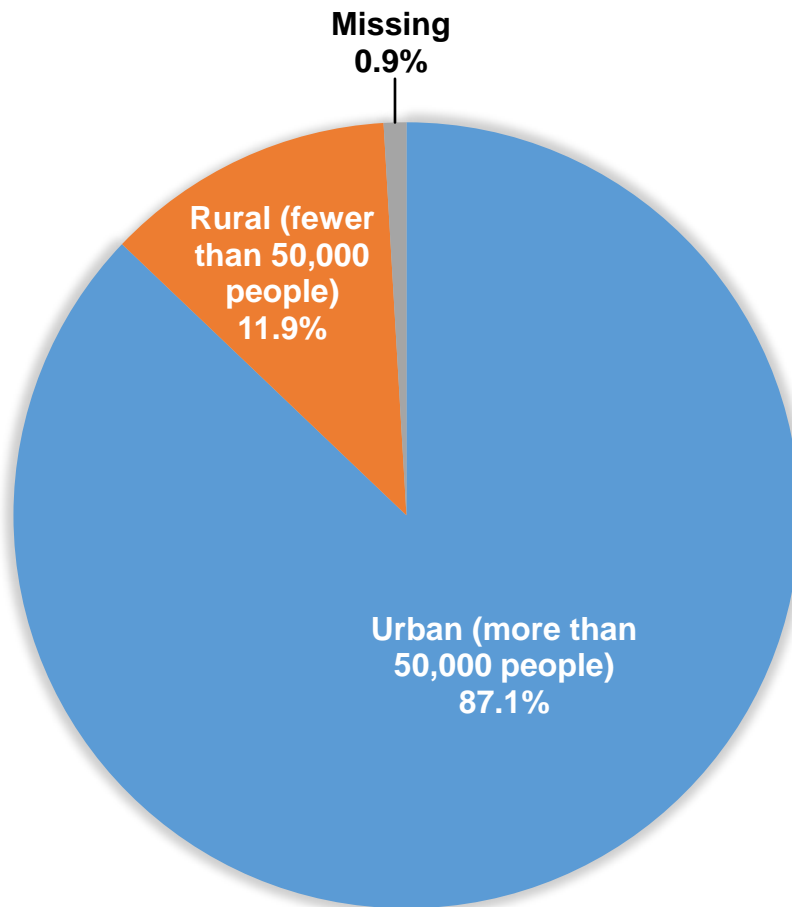


TABLE 6 – PRIMARY PRACTICE SETTING

SETTING	NUMBER (N)	PERCENT*
Sole proprietor	1,645	58.9
Group multidisciplinary practice	255	9.1
Acupuncture medical group (Inc. or LLC)	241	8.6
Group acupuncture practice	221	7.9
Community acupuncture clinic	88	3.1
Mobile practice (house calls / home visits)	65	2.3
Multiple settings	62	2.2
Educational institution (e.g., instructor)	37	1.3
Hospital	35	1.3
Spa	14	0.5
Telehealth	11	0.4
Other	121	4.3

*NOTE: Respondents were asked to select all that apply. Percentages represent the proportion of respondents in the total sample (2,795) who chose each answer option.

FIGURE 6 – PRIMARY PRACTICE SETTING

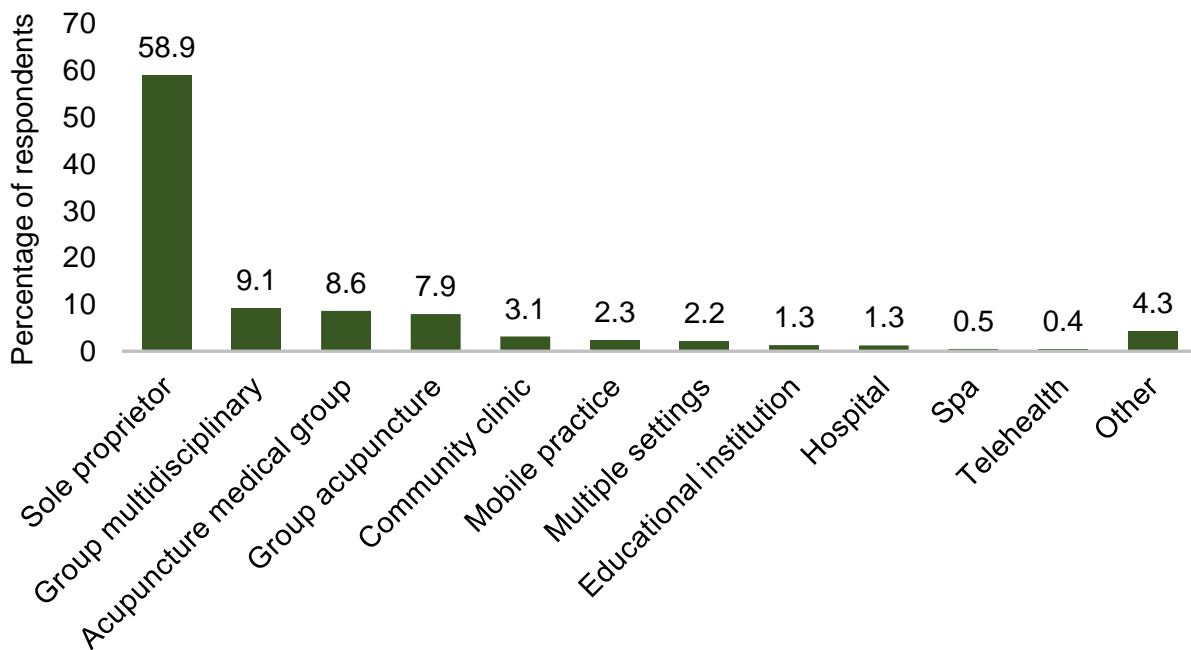


TABLE 7 – EMPLOYMENT STATUS

EMPLOYMENT STATUS	NUMBER (N)	PERCENT
Self-employed	2,087	74.7
Independent contractor	247	8.8
Hourly employee	170	6.1
Salaried employee	240	8.6
Commissioned employee	43	1.5
Missing	8	0.3
Total	2,795	100.0

FIGURE 7 – EMPLOYMENT STATUS

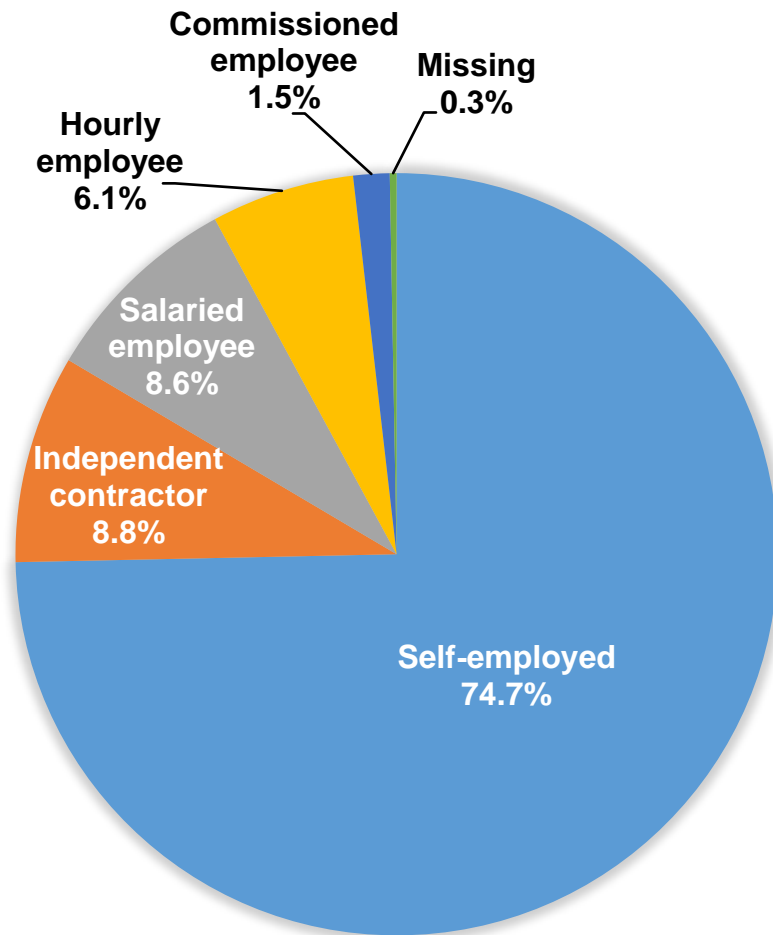


TABLE 8 – PRIMARY WAY PATIENTS PAY FOR SERVICES

PAYMENT TYPE	NUMBER (N)	PERCENT*
Out-of-pocket (e.g., cash, check, credit/debit, etc.)	2,286	81.8
Health insurance (e.g., HMO, PPO)	1,551	55.5
Workers' compensation	562	20.1
Personal injury	408	14.6
Veterans affairs	282	10.1
Medicaid/Medicare/Medi-Cal	261	9.3
Other	70	2.5

*NOTE: Respondents were asked to select all that apply. Percentages represent the proportion of respondents in the total sample (2,795) who chose each answer option.

FIGURE 8 – PRIMARY WAY PATIENTS PAY FOR SERVICES

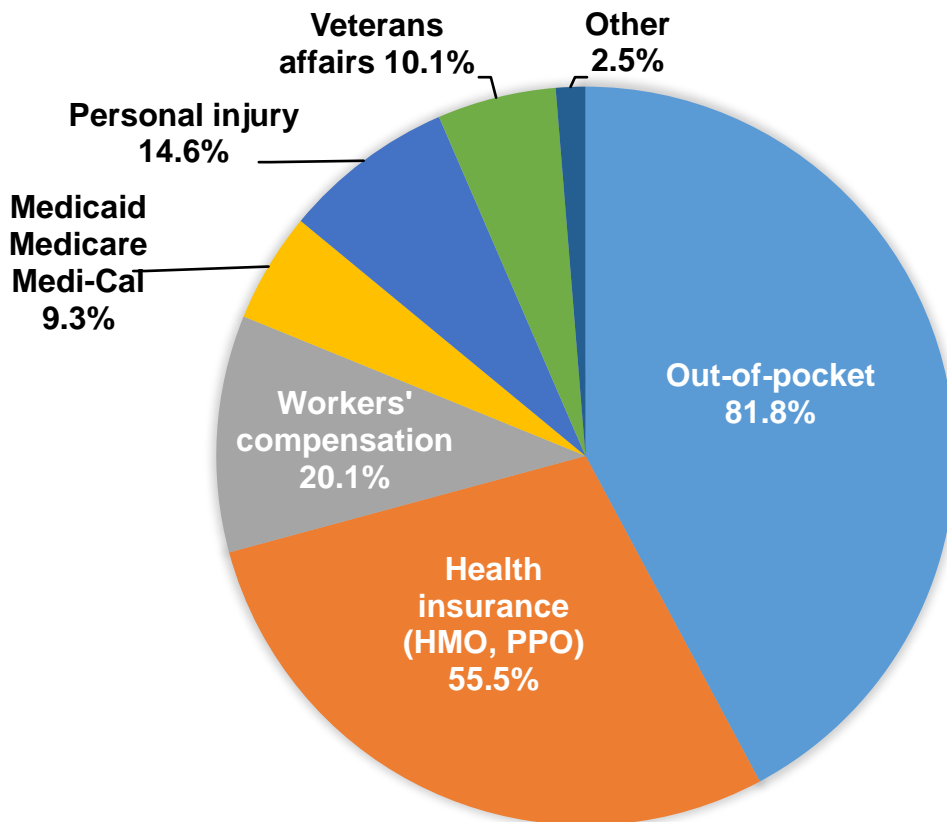


TABLE 9 – PERCENTAGE OF TIME USING TELEHEALTH TO PROVIDE PATIENT CARE SERVICES OVER THE PAST 12 MONTHS

PERCENTAGE OF TIME	NUMBER (N)	PERCENT
None, did not use telehealth	1,548	55.4
1–5%	717	25.7
6–10%	199	7.1
11–20%	113	4.0
21–30%	51	1.8
31–50%	52	1.9
51–75%	42	1.5
76–95%	34	1.2
96–100%	32	1.1
Missing	7	0.3
Total	2,795	100.0

FIGURE 9 – PERCENTAGE OF TIME USING TELEHEALTH TO PROVIDE PATIENT CARE SERVICES OVER THE PAST 12 MONTHS

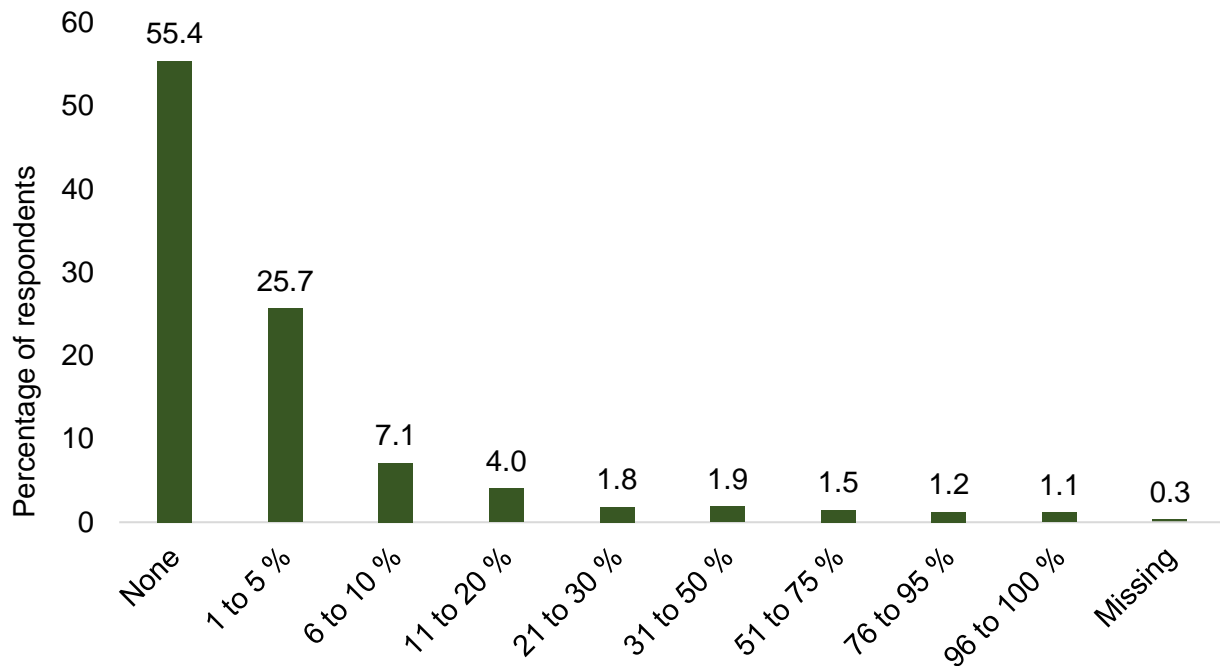


TABLE 10 – TREATMENT CATEGORY THAT BEST DESCRIBES PRIMARY FOCUS OF ACUPUNCTURE PRACTICE

TREATMENT CATEGORY	NUMBER (N)	PERCENT*
Pain Management	2,174	77.8
General	1,181	42.3
Women's health	783	28.0
Mental health	476	17.0
Orthopedics	426	15.2
Gastrointestinal	374	13.4
Fertility	368	13.2
Sports medicine	317	11.3
Immune disorders	238	8.5
Neurological	196	7.0
Endocrine health	126	4.5
Dermatological or cosmetic	106	3.8
Geriatrics	101	3.6
Oncology support	91	3.3
Men's health	62	2.2
Respiratory	51	1.8
Addiction	45	1.6
Cardiovascular	38	1.4
Pediatrics	38	1.4
Other	115	4.1

*NOTE: Respondents were asked to select up to three options. Percentages represent the proportion of respondents in the total sample (2,795) who chose each answer option.

FIGURE 10 – TREATMENT CATEGORY THAT BEST DESCRIBES PRIMARY FOCUS OF ACUPUNCTURE PRACTICE

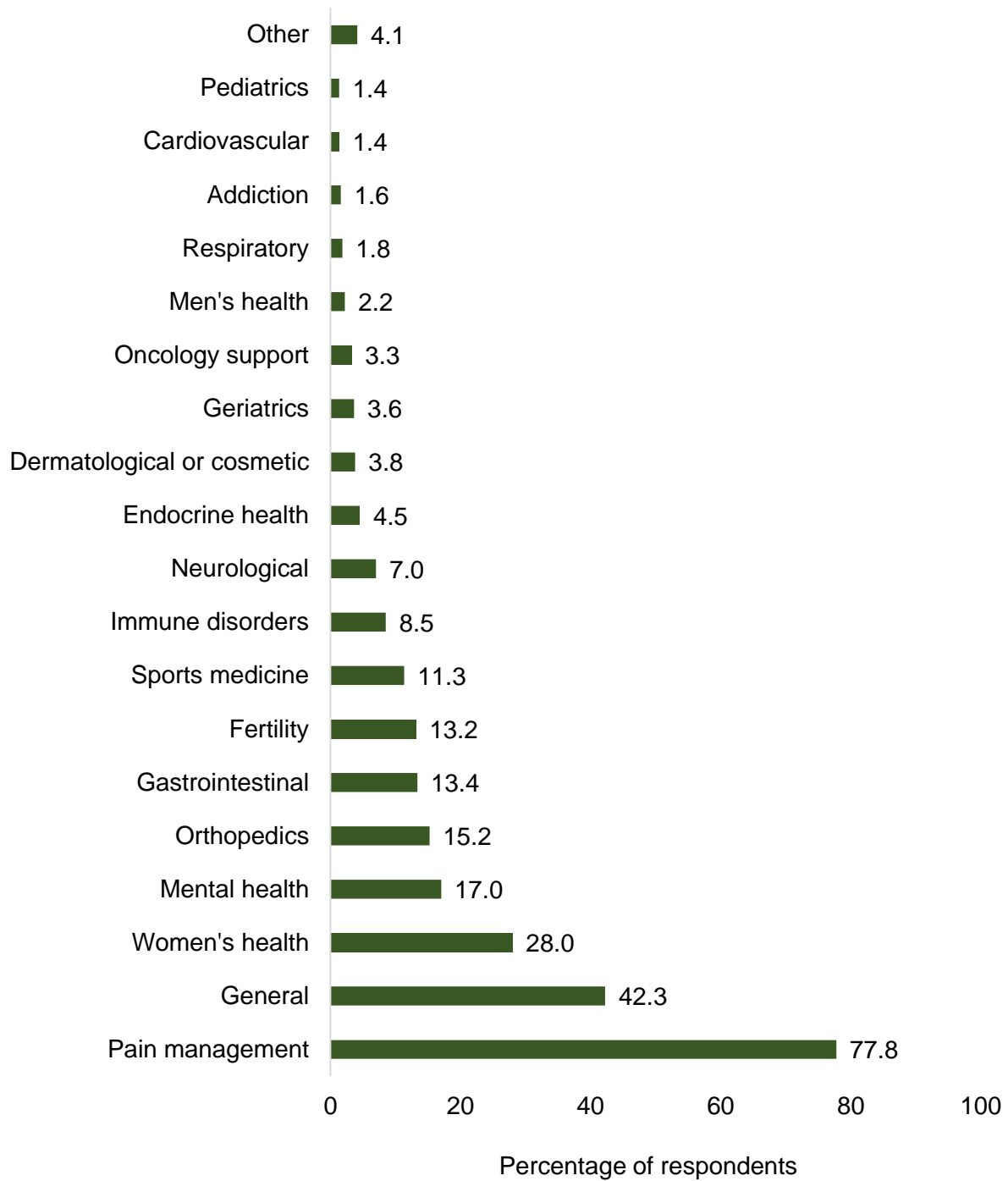


TABLE 11 – TREATMENT CATEGORY APPLIED MOST OFTEN WITH PATIENTS OVER THE LAST 12 MONTHS

TREATMENT CATEGORY	NUMBER (N)	PERCENT
Pain management	1,559	55.8
General	335	12.0
Mental health	164	5.9
Women’s health	140	5.0
Orthopedics	123	4.4
Fertility	94	3.4
Gastrointestinal	57	2.0
Immune disorders	44	1.6
Sports medicine	42	1.5
Neurological	28	1.0
Oncology support	24	0.9
Geriatrics	19	0.7
Dermatological or cosmetic	17	0.6
Endocrine health	12	0.4
Addiction	8	0.3
Respiratory	8	0.3
Cardiovascular	6	0.2
Pediatrics	6	0.2
Men’s health	5	0.2
Missing	16	0.6
Other	88	3.1
Total	2,795	100.0*

*NOTE: Percentages do not add to 100 due to rounding.

FIGURE 11 – TREATMENT CATEGORY APPLIED MOST OFTEN WITH PATIENTS OVER THE LAST 12 MONTHS

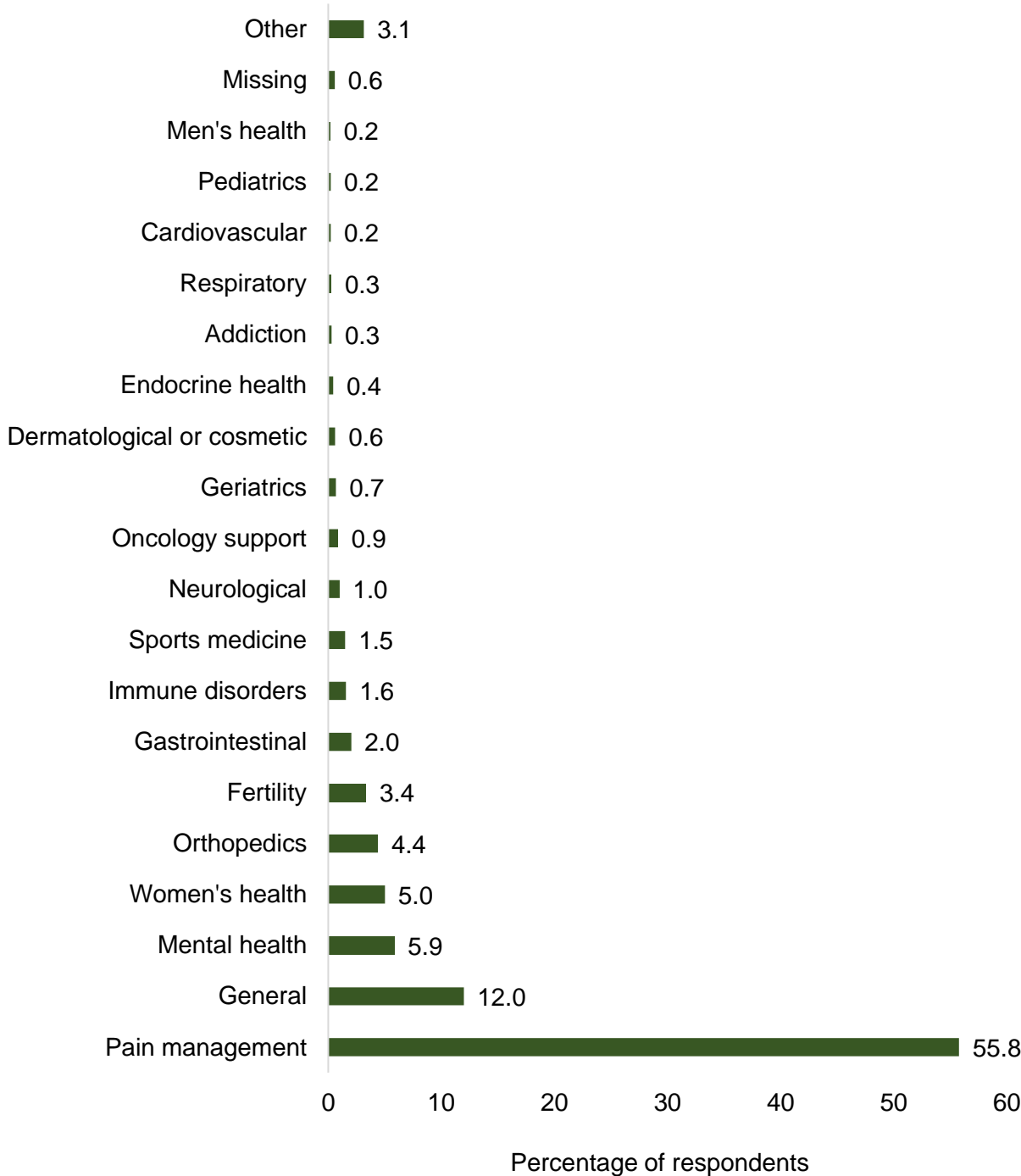


TABLE 12 – TREATMENT MODALITIES USED

TREATMENT MODALITY	NUMBER (N)	PERCENT
Acupuncture	2,765	98.9
Cupping	2,199	78.7
Herbal therapy	1,939	69.4
Diet and nutrition	1,830	65.5
Electroacupuncture	1,823	65.2
Infrared therapy	1,644	58.8
Ear seeds	1,570	56.2
Manual therapy	1,475	52.8
Exercise	1,467	52.5
Heat therapy	1,464	52.4
Moxibustion	1,407	50.3
Gua Sha	1,192	42.6
Breathing techniques	1,118	40.0
Herbal plaster	569	20.4
Kinesiology tape	438	15.7
Laser acupuncture	130	4.7
Other	171	6.1
Pediatrics	6	0.2
Men's health	5	0.2
Missing	16	0.6
Other	88	3.1

*NOTE: Respondents were asked to select all that apply. Percentages represent the proportion of respondents in the total sample (2,795) who chose each answer option.

FIGURE 12 – TREATMENT MODALITIES USED

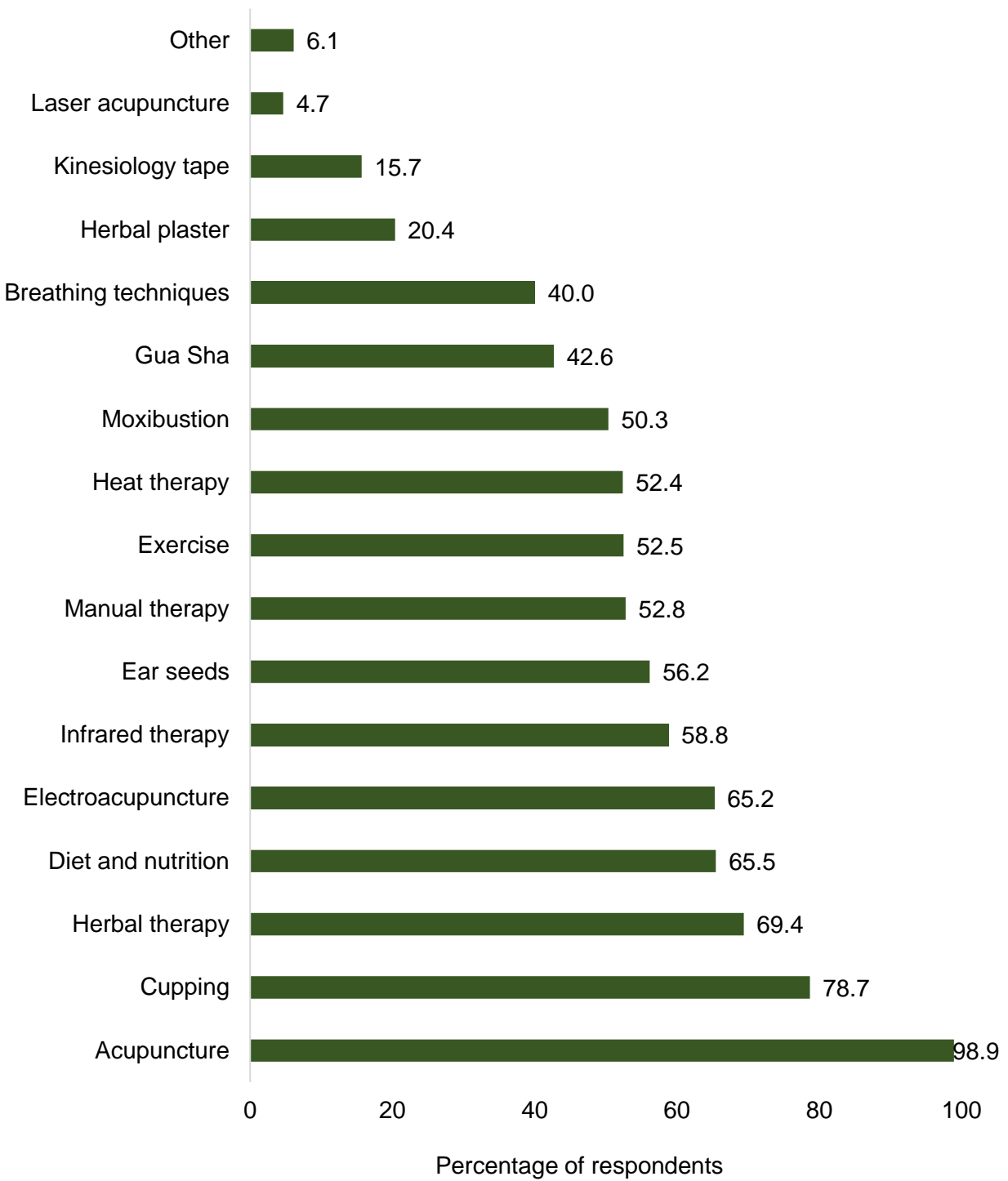


TABLE 13 – TREATMENT MODALITY USED MOST OFTEN OVER THE LAST 12 MONTHS

TREATMENT MODALITY	NUMBER (N)	PERCENT
Acupuncture	2,270	81.2
Electroacupuncture	176	6.3
Herbal therapy	128	4.6
Diet and nutrition	42	1.5
Manual therapy	41	1.5
Cupping	19	0.7
Moxibustion	11	0.4
Exercise	10	0.4
Breathing techniques	9	0.3
Ear seeds	6	0.2
Infrared therapy	6	0.2
Heat therapy	5	0.2
Herbal plaster	3	0.1
Laser acupuncture	3	0.1
Gua Sha	1	0.0
Missing	11	0.4
Other	54	1.9
Total	2,795	100.0*

*NOTE: Percentages do not add to 100 due to rounding.

FIGURE 13 – TREATMENT MODALITY USED MOST OFTEN OVER THE LAST 12 MONTHS

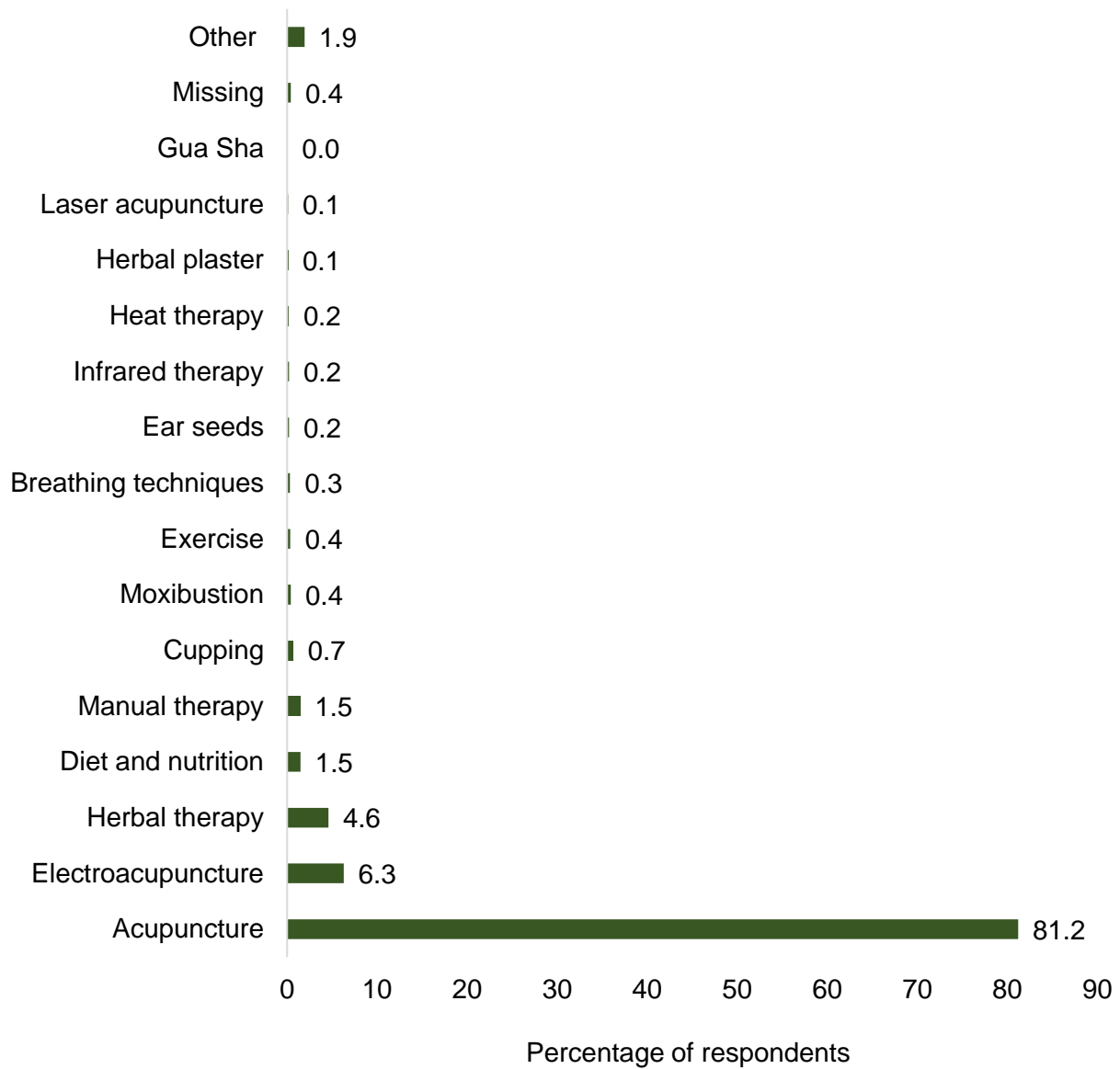


TABLE 14 – NATIVE LANGUAGE OF RESPONDENTS

NATIVE LANGUAGE	NUMBER (N)	PERCENT
English	1,497	53.6
Chinese	634	22.7
Korean	447	16.0
Spanish	31	1.1
Missing	2	0.1
Other	184	6.6
Total	2,795	100.0*

*NOTE: Percentages do not add to 100 due to rounding.

FIGURE 14 – NATIVE LANGUAGE OF RESPONDENTS

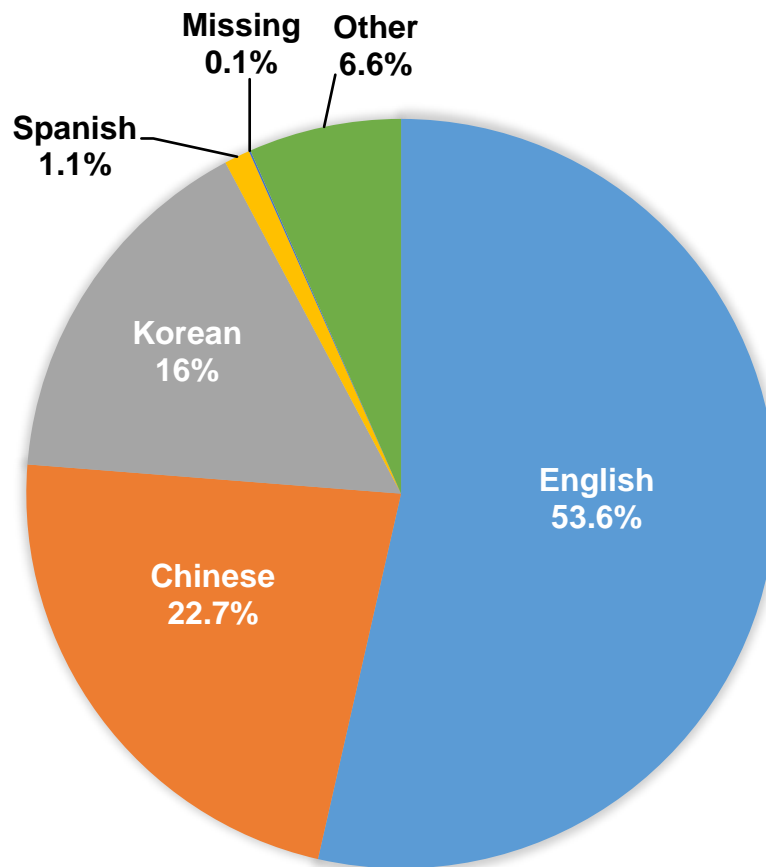


TABLE 15 – LANGUAGE SPOKEN BY THE MAJORITY OF PATIENTS

LANGUAGE	NUMBER (N)	PERCENT
English	2,374	84.9
Chinese	217	7.8
Korean	127	4.5
Spanish	32	1.1
Missing	11	0.4
Other	34	1.2
Total	2,795	100.0

FIGURE 15 – LANGUAGE SPOKEN BY THE MAJORITY OF PATIENTS

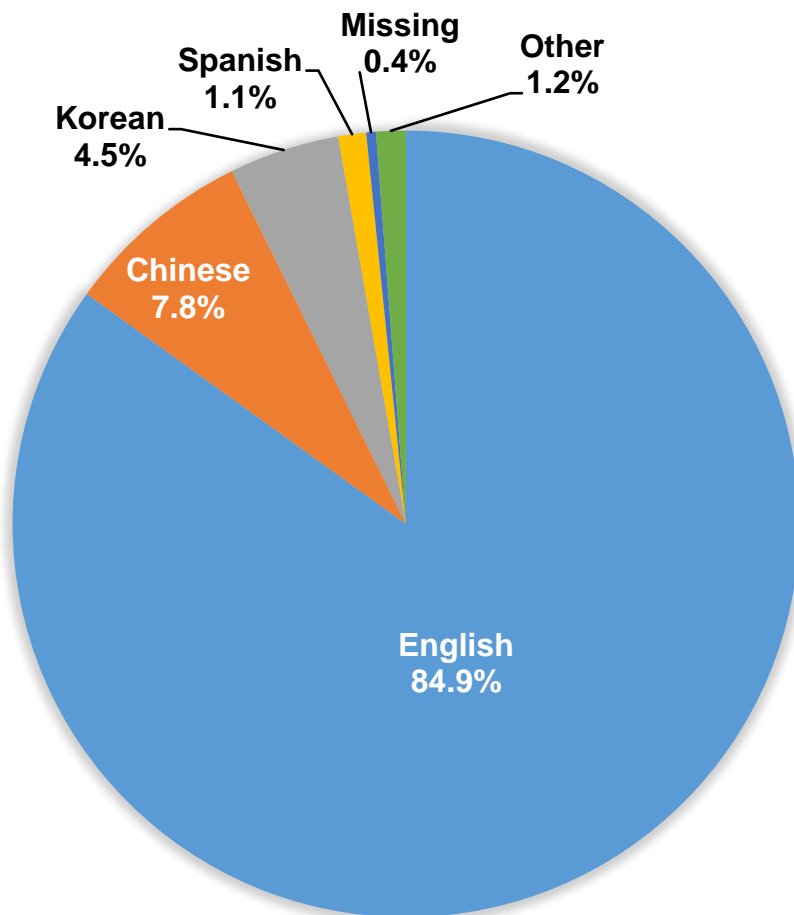


TABLE 16 – HIGHEST LEVEL OF EDUCATION ACHIEVED

DEGREE	NUMBER (N)	PERCENT
Associate degree	17	0.6
Bachelor's degree	98	3.5
Master's degree	1,580	56.5
Doctorate	994	35.6
Certificate	58	2.1
Other	40	1.4
Missing	8	0.3
Total	2,795	100.0

FIGURE 16 – HIGHEST LEVEL OF EDUCATION ACHIEVED

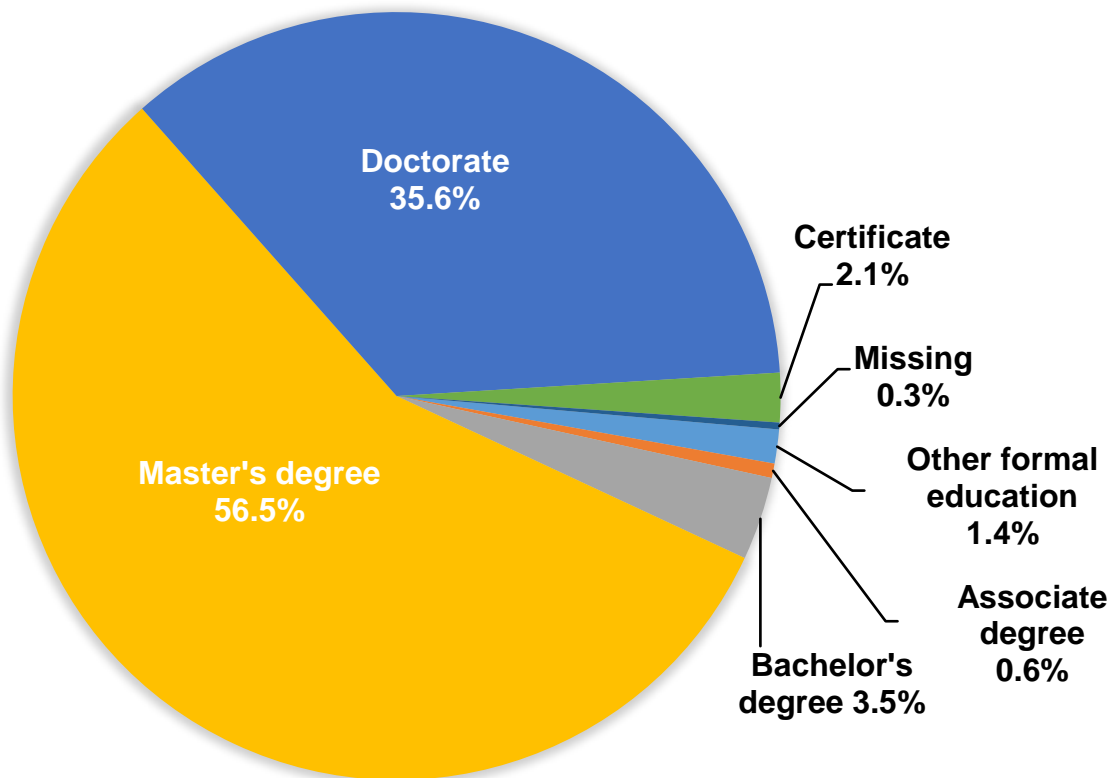


TABLE 17 – OTHER PROFESSIONAL LICENSES HELD

LICENSE	NUMBER (N)	PERCENT*
Massage Therapist	220	7.9
Chiropractor	99	3.5
Registered Nurse (RN) or Nurse Practitioner (NP)	55	2.0
Esthetician	44	1.6
Naturopathic Doctor	21	0.8
Physical Therapist	17	0.6
Athletic Trainer	17	0.6
Pharmacist (RPh) or Pharmacy Technician (TCH)	9	0.3
Real Estate	9	0.3
Physician	7	0.3
Mental health therapist (Psychologist, LMFT, LPCC, LCSW)	5	0.2
Attorney	4	0.1
Other	116	4.2

*NOTE: Respondents were asked to select all that apply. Percentages represent the proportion of respondents in the total sample (2,795) who chose each answer option.

FIGURE 17 – OTHER PROFESSIONAL LICENSES HELD

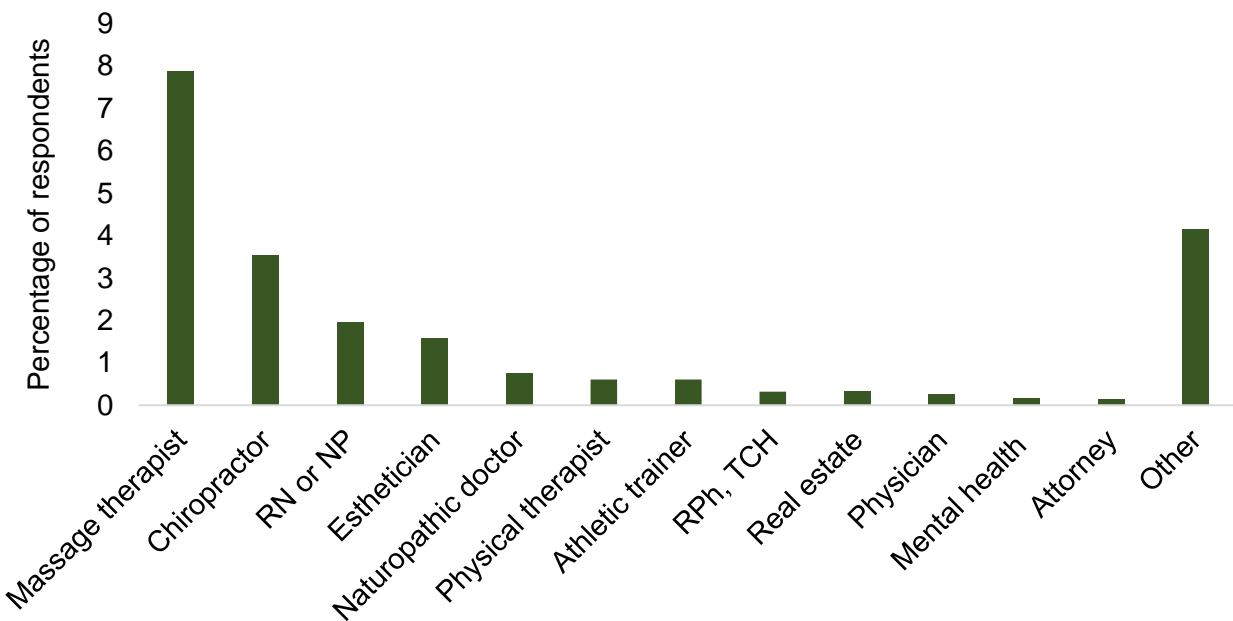


TABLE 18 – APPROXIMATE GROSS ANNUAL INCOME GENERATED FROM EMPLOYMENT AS A LICENSED ACUPUNCTURIST

APPROXIMATE INCOME	NUMBER (N)	PERCENT
Under \$15,000	500	17.9
\$15,000–\$29,999	455	16.3
\$30,000–\$49,999	512	18.3
\$50,000–\$74,999	482	17.2
\$75,000–\$99,999	317	11.3
\$100,000–\$149,999	275	9.8
\$150,000–\$200,000	127	4.5
Over \$200,000	103	3.7
Missing	24	0.9
Total	2,795	100.0

FIGURE 18 – APPROXIMATE GROSS ANNUAL INCOME GENERATED FROM EMPLOYMENT AS A LICENSED ACUPUNCTURIST

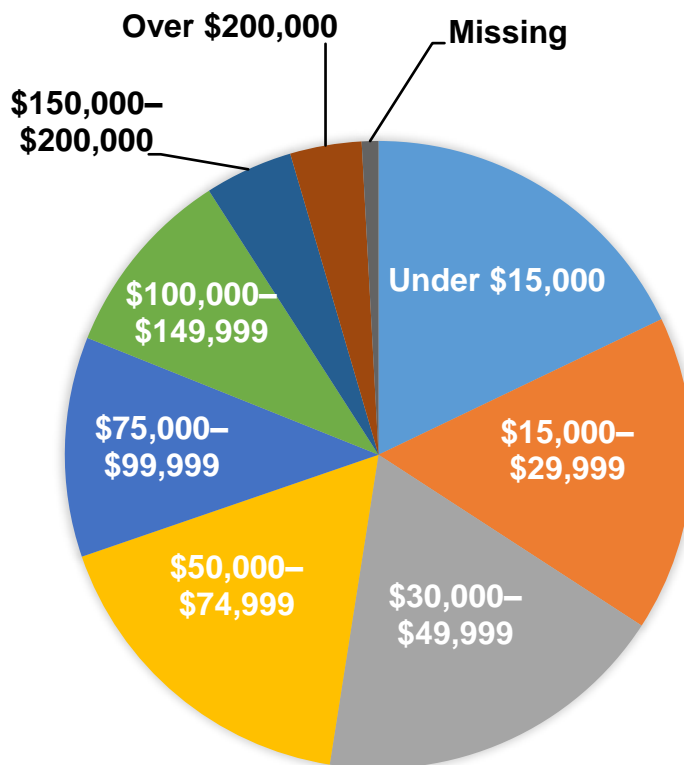


TABLE 19 – RESPONDENT FEELS ABLE TO EARN A LIVING WAGE FROM EMPLOYMENT AS A LICENSED ACUPUNCTURIST

FEELS ABLE TO EARN A LIVING WAGE	NUMBER (N)	PERCENT
Yes	1,643	58.8
No	1,133	40.5
Missing	19	0.7
Total	2,795	100.0

FIGURE 19 – RESPONDENT FEELS ABLE TO EARN A LIVING WAGE FROM EMPLOYMENT AS A LICENSED ACUPUNCTURIST

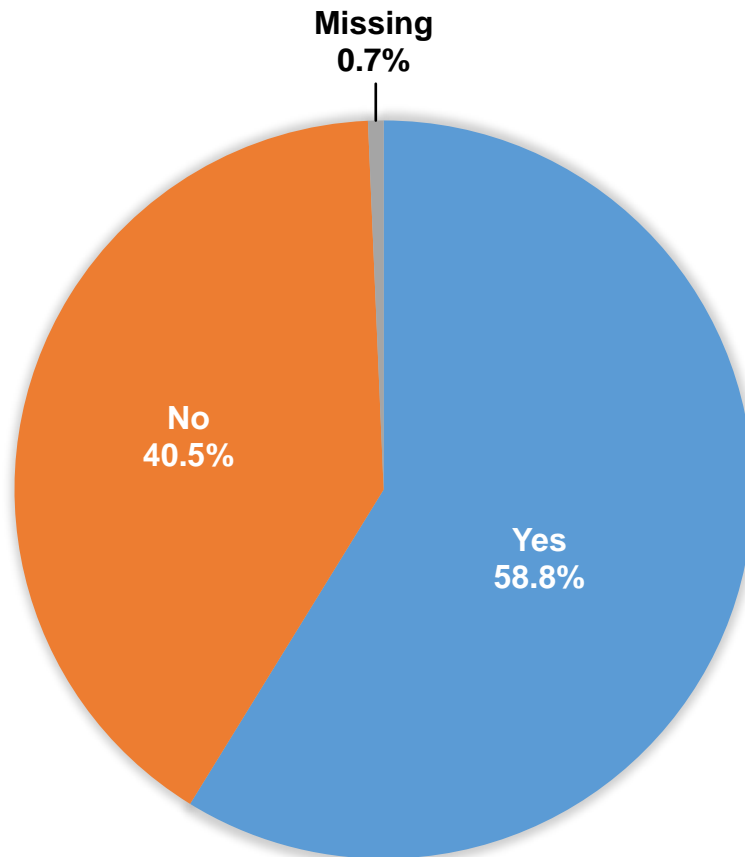


TABLE 20 – CHANGE IN RESPONDENTS’ INCOME DUE TO THE COVID-19 PANDEMIC

INCOME CHANGE	NUMBER (N)	PERCENT
Increased significantly	66	2.4
Increased slightly	152	5.4
No change	271	9.7
Decreased slightly	607	21.7
Decreased significantly	1,674	59.9
Missing	25	0.9
Total	2,795	100.0

FIGURE 20 – CHANGE IN RESPONDENTS’ INCOME DUE TO THE COVID-19 PANDEMIC

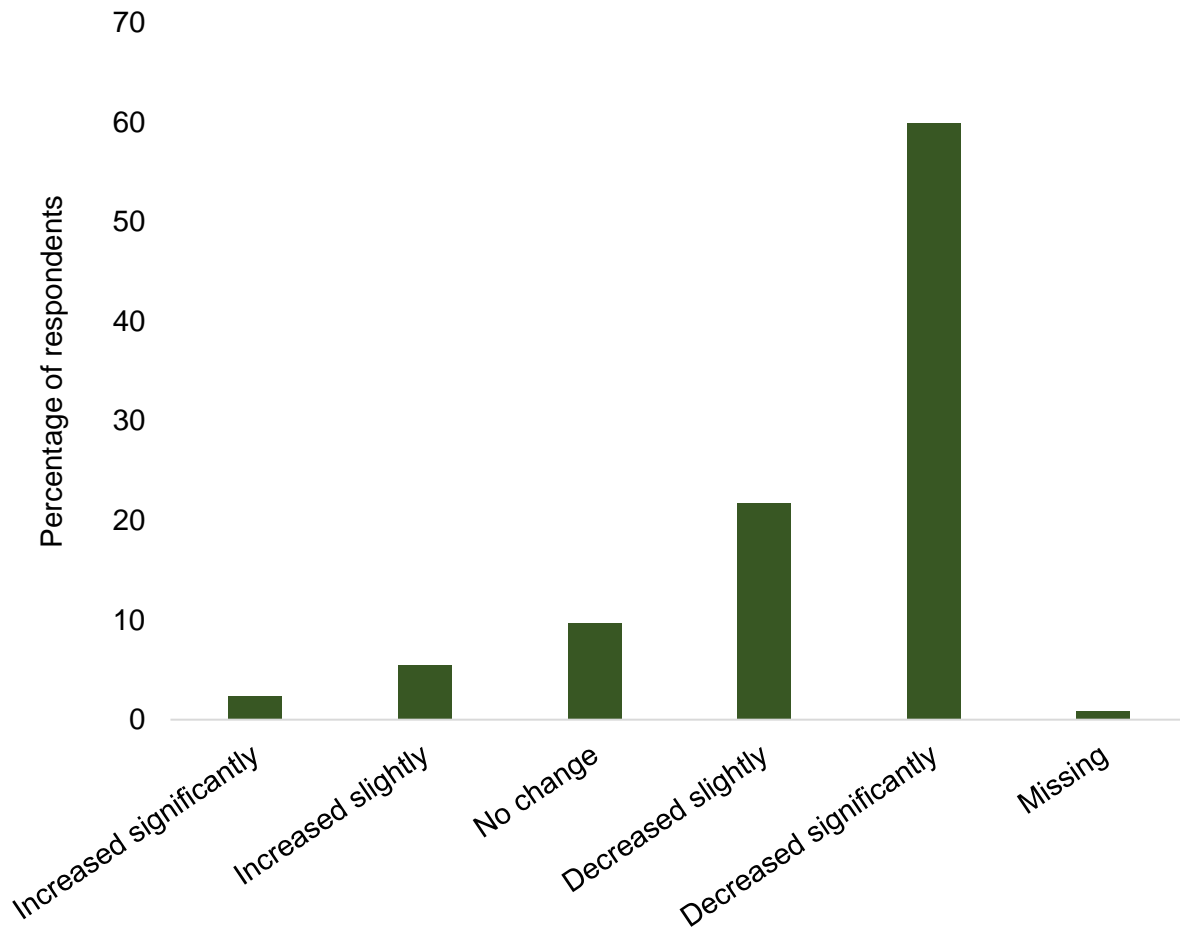


TABLE 21 – ACUPUNCTURE TRAINING PROGRAM PREPARATION FOR FIRST YEAR IN PRACTICE

PROGRAM PREPARATION	NUMBER (N)	PERCENT
Training program prepared me for first year in practice	1,769	63.3
Training program did not prepare me for first year in practice	997	35.7
Missing	29	1.0
Total	2,795	100.0

FIGURE 21 – ACUPUNCTURE TRAINING PROGRAM PREPARATION FOR FIRST YEAR IN PRACTICE

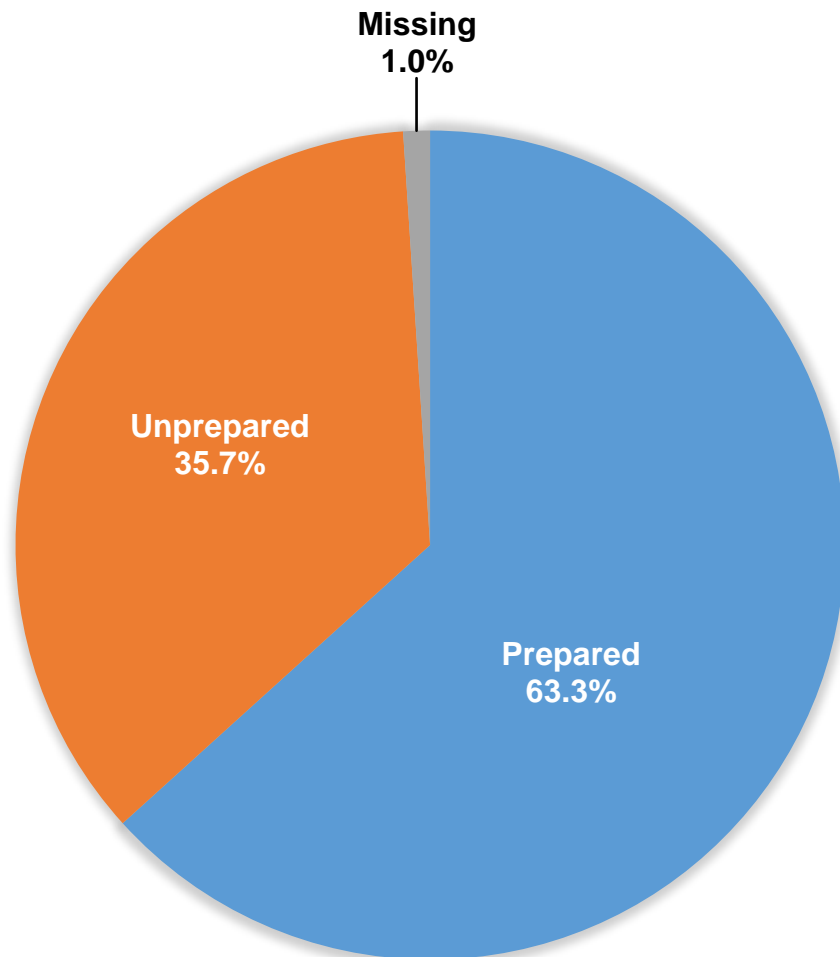


TABLE 22 – SUBJECTS THAT WOULD HAVE BEEN BENEFICIAL FOR ADEQUATE PREPARATION FOR FIRST YEAR IN PRACTICE

SUBJECT	NUMBER (N)	PERCENT*
Practice management and business skills	1,787	63.3
Insurance billing	1,344	48.1
Clinical experience in diverse practice settings	874	31.3
Patient education and counseling	799	28.6
Clinical experience with diverse patient populations	607	21.7
Additional clinical practice hours	505	18.1
Other	269	9.6

*NOTE: Respondents were asked to select all that apply. Percentages represent the proportion of respondents in the total sample (2,795) who chose each answer option.

FIGURE 22 – SUBJECTS THAT WOULD HAVE BEEN BENEFICIAL FOR ADEQUATE PREPARATION FOR FIRST YEAR IN PRACTICE

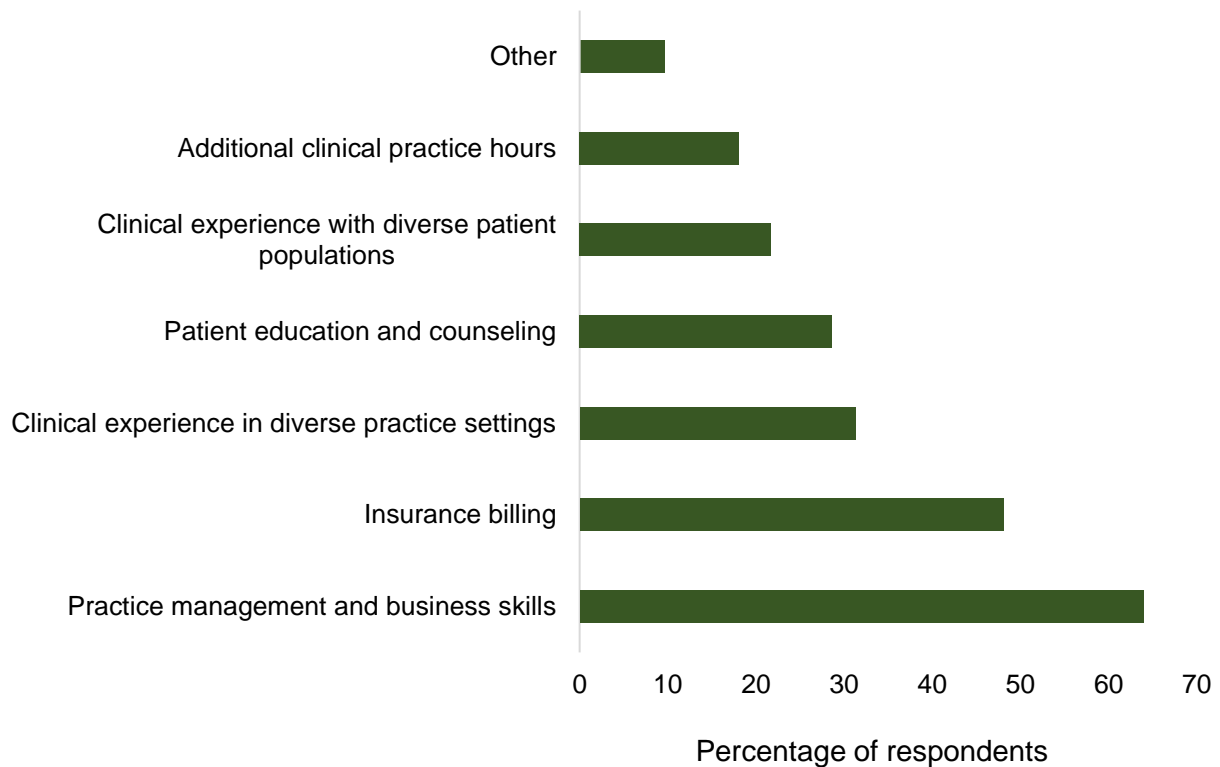


TABLE 23 – PRIMARY PRACTICE LOCATION IN FINAL SAMPLE AND ADDRESS OF RECORD IN POPULATION BY REGION*

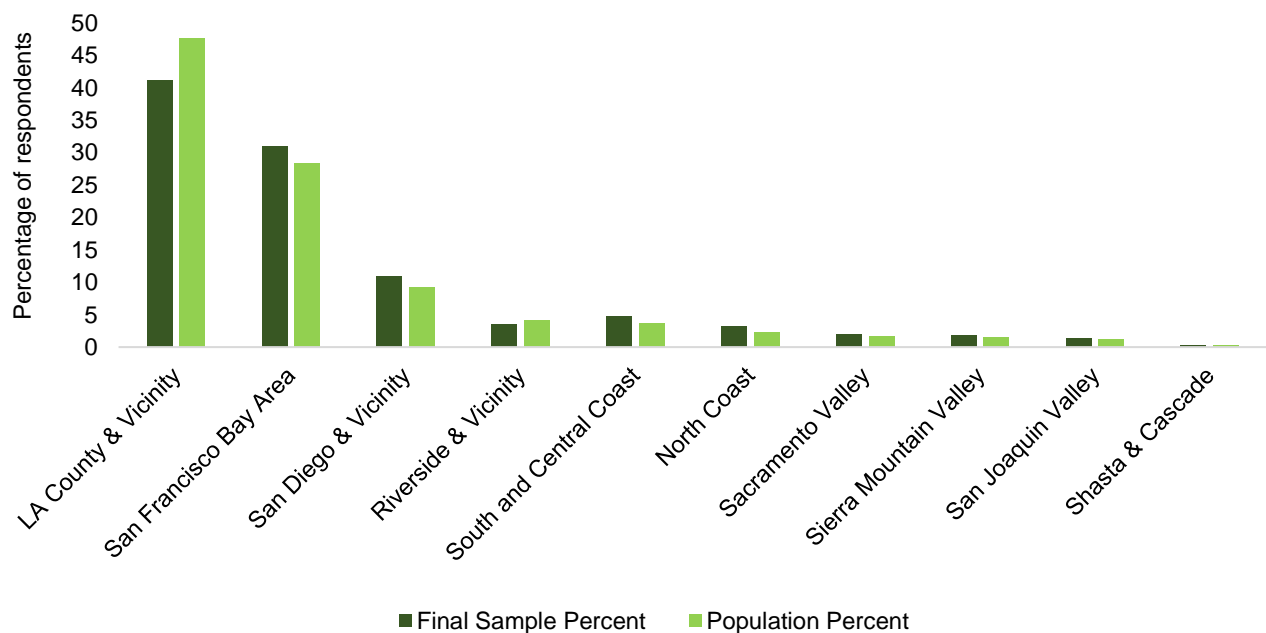
REGION	PRACTICE LOCATION FINAL SAMPLE		ADDRESS OF RECORD POPULATION**	
	NUMBER	PERCENT	NUMBER	PERCENT
Los Angeles County and Vicinity	1,150	41.1	5,633	47.6
San Francisco Bay Area	867	31.0	3,357	28.4
San Diego County and Vicinity	305	10.9	1,093	9.2
Riverside and Vicinity	100	3.6	486	4.1
South and Central Coast	133	4.8	431	3.6
North Coast	87	3.1	276	2.3
Sacramento Valley	55	2.0	202	1.7
Sierra Mountain Valley	52	1.9	179	1.5
San Joaquin Valley	38	1.4	137	1.2
Shasta and Cascade	8	0.3	34	0.3
Total	2,795	100.0***	11,828	100.0***

*NOTE: See Appendix A for a more detailed breakdown of the frequencies by region.

**NOTE: Population values represent address of record for acupuncturists in California at the start of survey.

***NOTE: Percentages may not add to 100 due to rounding.

FIGURE 23 – PRIMARY PRACTICE LOCATION IN FINAL SAMPLE AND ADDRESS OF RECORD IN POPULATION BY REGION



CHAPTER 4 | DATA ANALYSIS AND RESULTS

RELIABILITY OF RATINGS

OPES evaluated the task and knowledge ratings obtained by the questionnaire with a standard index of reliability, coefficient alpha (α), that ranges from 0 to 1. Coefficient alpha is an estimate of the internal consistency of the respondents' ratings of the tasks and knowledge statements. A higher coefficient value indicates more consistency between respondent ratings. Coefficients were calculated for all respondent ratings.

Table 24 displays the reliability coefficients for the task statement frequency and importance rating scales by content area and overall. The task statement frequency and importance ratings in each content area and overall were highly reliable. Table 25 displays the reliability coefficients for the knowledge statement importance rating scale by content area and overall. The knowledge statement importance ratings in each content area and overall were highly reliable.

TABLE 24 – RELIABILITY OF TASK FREQUENCY AND IMPORTANCE RATING SCALES BY CONTENT AREA AND OVERALL

CONTENT AREA	NUMBER OF STATEMENTS	α FREQUENCY	α IMPORTANCE
01. Patient assessment	43	.956	.961
02. Diagnosis and treatment planning	25	.921	.934
03. Treatment	71	.953	.962
04. Professional responsibilities	19	.838	.900
Overall*	158	.976	.981

*NOTE: Ratings for all task statements were included in the reliability analysis.

TABLE 25 – RELIABILITY OF KNOWLEDGE IMPORTANCE RATING SCALE BY CONTENT AREA AND OVERALL

CONTENT AREA	NUMBER OF STATEMENTS	α IMPORTANCE
01. Patient assessment	59	.983
02. Diagnosis and treatment planning	28	.974
03. Treatment	93	.984
04. Professional responsibilities	20	.973
Overall*	200	.992

*NOTE: Ratings for all knowledge statements were included in the reliability analysis.

TASK CRITICALITY INDICES

OPES convened a workshop including nine acupuncturist SMEs in May 2021. The SMEs used the results of the OA questionnaire to identify the essential tasks and knowledge required for safe and effective acupuncturist practice at the time of licensure. The SMEs reviewed the mean frequency and importance ratings for each task and its criticality index and evaluated the mean importance ratings for all knowledge statements.

To calculate the criticality indices of the task statements, OPES test specialists used the following formula. For each respondent, OPES first multiplied the frequency rating (F_i) and the importance rating (I_i) for each task. Next, OPES averaged the multiplication products across respondents as shown below.

$$\text{Task criticality index} = \text{mean } [(F_i) \times (I_i)]$$

The task statements, their mean frequency and importance ratings, and their associated criticality indices are presented in Appendix B. The task statements were sorted by criticality index in descending order.

The SMEs who participated in the May 2021 workshop evaluated the task criticality indices derived from the questionnaire results. OPES test specialists instructed the SMEs to determine if any of the tasks had a criticality index that was too low for the task to be included on the examination outline. Based on their review, the SMEs indicated that tasks with a criticality index of 2.23 and above should be included on the examination outline and those with a criticality index of 1.89 or lower should be excluded from the examination outline. This resulted in the exclusion of the following tasks from the examination outline:

- Task 118: Apply herbal plaster therapy to treat indicated conditions.
- Task 74: Select points on patient in accordance with midnight-noon ebb-flow principles (e.g., chrono-acupuncture, Zi Wu Liu Zhu theory, Horary points).
- Task 110: Apply intradermal needles to treat indicated conditions.
- Task 119: Apply kinesiology tape to patients to treat indicated conditions.
- Task 111: Perform laser acupuncture to treat indicated conditions.

The exclusion of a task statement from the examination outline does not mean that the task is not used in practice. The SMEs decided that excluding it from testing was justified due to a very low criticality index relative to other tasks within the scope of acupuncturist practice. A low criticality index is an indication that questionnaire respondents rated the task low in terms of how often it is performed and how important it is for effective practice.

KNOWLEDGE IMPORTANCE RATINGS

To determine the importance of each knowledge statement, the mean importance rating for each statement was calculated. The knowledge statements, sorted by mean importance ratings in descending order, are presented in Appendix C.

The SMEs who participated in the May 2021 workshop and who evaluated the task criticality indices also reviewed the knowledge statement mean importance ratings. Based on their review, the SMEs found that the knowledge statements with the lowest mean importance ratings were closely associated with the tasks that had the lowest criticality ratings and were excluded from the examination outline. The SMEs determined that the following 10 knowledge statements had a mean importance index that was too low (3.23 or lower) to be included on the examination outline:

- Knowledge 155: Knowledge of indications, contraindications, and side effects of herbal plaster therapy.
- Knowledge 51: Knowledge of the Five Spirits theory and pattern differentiation methods.
- Knowledge 139: Knowledge of indications, contraindications, and side effects of application of intradermal needles.
- Knowledge 95: Knowledge of clinical significance of selecting points based upon specific time of day.
- Knowledge 154: Knowledge of the application of herbal plaster.
- Knowledge 138: Knowledge of application of intradermal needles.
- Knowledge 157: Knowledge of indications, contraindications, and side effects of kinesiology tape application.
- Knowledge 156: Knowledge of the application of kinesiology tape to patient's body.
- Knowledge 141: Knowledge of indications, contraindications, and side effects of laser acupuncture.
- Knowledge 140: Knowledge of methods and procedures for laser acupuncture.

CHAPTER 5 | WRITTEN EXAMINATION OUTLINE

TASK-KNOWLEDGE LINKAGE

The SMEs who participated in the May 2021 workshop performed the final linkage of tasks and knowledge statements. For each task, the SMEs identified all knowledge statements that underlie the safe and effective performance of the task.

CONTENT AREAS AND WEIGHTS

The SMEs in the May 2021 workshop also finalized the weights for content areas on the California Acupuncturist Licensing Examination (CALE) outline. OPES test specialists presented the SMEs with preliminary weights of the content areas that were calculated by dividing the sum of the criticality indices for the tasks in each content area by the overall sum of the criticality indices for all tasks, as shown below.

$$\frac{\text{Sum of Criticality Indices for Tasks in Content Area}}{\text{Sum of Criticality Indices for All Tasks}} = \text{Percent Weight of Content Area}$$

The SMEs evaluated the preliminary content area weights in terms of how well they reflected the relative importance of the content areas to entry-level acupuncturist practice in California. Through discussion, the SMEs determined that adjustments to preliminary content area weights were necessary to reflect the relative importance of each area more accurately. The SMEs also determined the distribution of the content area weights across the subareas by consensus.

The SMEs also made two changes to the tasks and knowledge statements on the examination outline. The SMEs revised task statement T127 from “Identify herbal therapy with *equivalent* action to Western medications” to “Identify herbal therapy with *similar and complementary* action to Western medications.” The SMEs created a new knowledge statement K201, “Knowledge of principles for selecting sedation and tonification points,” to be added to the “Acupuncture point selection” content subarea 0301.

OPES convened a CALE development workshop in July 2021. The SMEs who participated in the July 2021 workshop reviewed and finalized the new CALE outline developed in the May 2021 workshop. They made two final changes to the CALE outline. First, they moved the subarea “Communication with patients and other health care providers” and its associated weight from content area “Professional responsibilities” to content area “Diagnosis and treatment planning.” Second, the SMEs changed the reference to “Lower He-Sea points” in task statement 83 and knowledge statement 107 to “He-Sea points.”

A summary of the content area and subarea weights for the CALE outline is presented in Table 26.

The CALE outline is presented in Table 27.

TABLE 26 – CALE OUTLINE CONTENT AREA WEIGHTS

CONTENT AREA	Preliminary Percent Weight	Final Percent Weight
01. Patient assessment	28	27
0101. Patient assessment using Traditional Chinese Medicine methods	23	18
0102. Patient assessment using Western medicine methods	4	7
0103. Referrals and emergency management	2	2
02. Diagnosis and treatment planning	16	18
0201. Diagnosis	8	11
0202. Treatment planning	4	6
0203. Communication with patients and other health care providers	4	1
03. Treatment	40	44
0301. Acupuncture point selection	16	16
0302. Acupuncture point location and needling techniques	8	8
0303. Adjunct treatment modalities	5	5
0304. Herbal therapy	11	15
04. Professional responsibilities	16	11
0401. Records, confidentiality, mandated reporting, and informed consent	5	3
0402. Infection control and environmental safety	5	4
0403. Professional conduct and ethics	6	4
Total	100	100

TABLE 27 – EXAMINATION OUTLINE: CALE

01. Patient assessment (27%) – This area assesses the practitioner’s knowledge of assessing patient’s chief complaint and underlying health conditions using TCM and Western medicine assessment methods, referring the patient to another health care provider if indicated by assessment results, and identifying and responding to patient emergency situations.

<i>Subarea</i>	<i>Task</i>	<i>Associated Knowledge Statement</i>
0101. Patient assessment using Traditional Chinese Medicine (TCM) methods (18%)	T1 Identify patient's chief complaint.	K1 Knowledge of interview techniques for obtaining information about patient health.
		K2 Knowledge of observational techniques for obtaining information about patient health.
		K3 Knowledge of listening and smelling techniques for obtaining information about patient health.
		K4 Knowledge of palpation examination methods and techniques.
	T2 Collect information about family health history.	K1 Knowledge of interview techniques for obtaining information about patient health.
		K5 Knowledge of effects of patient and family health history on current health status.
	T3 Collect information about patient health history.	K1 Knowledge of interview techniques for obtaining information about patient health.
		K5 Knowledge of effects of patient and family health history on current health status.
	T4 Identify supplements and herbs that the patient is taking.	K1 Knowledge of interview techniques for obtaining information about patient health.
		K6 Knowledge of signs and symptoms associated with use of supplements and herbs.
		K83 Knowledge of interactions between commonly used supplements, herbs, foods, and Western medications.
		K84 Knowledge of actions and side effects of commonly used supplements.

01. Patient assessment (27%) – This area assesses the practitioner’s knowledge of assessing patient’s chief complaint and underlying health conditions using TCM and Western medicine assessment methods, referring the patient to another health care provider if indicated by assessment results, and identifying and responding to patient emergency situations.

<i>Subarea</i>	<i>Task</i>	<i>Associated Knowledge Statement</i>
0101. Patient assessment using TCM methods, continued (18%)	T5 Identify signs and symptoms associated with use of supplements and herbs.	K1 Knowledge of interview techniques for obtaining information about patient health.
		K2 Knowledge of observational techniques for obtaining information about patient health.
		K6 Knowledge of signs and symptoms associated with use of supplements and herbs.
		K83 Knowledge of interactions between commonly used supplements, herbs, foods, and Western medications.
		K84 Knowledge of actions and side effects of commonly used supplements.
	T6 Assess emotional health to inform pattern differentiation.	K1 Knowledge of interview techniques for obtaining information about patient health.
		K2 Knowledge of observational techniques for obtaining information about patient health.
		K10 Knowledge of clinical manifestations of Shen.
		K13 Knowledge of signs and symptoms of psychosocial dysfunction associated with disharmony patterns.
		K14 Knowledge of emotions associated with disharmony patterns.
	T7 Evaluate level and quality of Qi to inform pattern differentiation.	K2 Knowledge of observational techniques for obtaining information about patient health.
		K8 Knowledge of clinical indicators of the level and quality of Qi.
		K26 Knowledge of respiratory signs and symptoms associated with disharmony patterns.
		K29 Knowledge of cardiovascular signs and symptoms associated with disharmony patterns.
K37 Knowledge of the relationship between quality and strength of voice and patterns of disharmony.		
	K40 Knowledge of radial pulse characteristics associated with patterns of disharmony.	

01. Patient assessment (27%) – This area assesses the practitioner’s knowledge of assessing patient’s chief complaint and underlying health conditions using TCM and Western medicine assessment methods, referring the patient to another health care provider if indicated by assessment results, and identifying and responding to patient emergency situations.

<i>Subarea</i>	<i>Task</i>	<i>Associated Knowledge Statement</i>
0101. Patient assessment using TCM methods, continued (18%)	T8 Assess Shen to inform pattern differentiation.	K2 Knowledge of observational techniques for obtaining information about patient health.
		K7 Knowledge of clinical indicators of the level and quality of Blood.
		K9 Knowledge of clinical indicators of Essence.
		K10 Knowledge of clinical manifestations of Shen.
		K12 Knowledge of the associations between patient physical characteristics and disharmony patterns.
		K13 Knowledge of signs and symptoms of psychosocial dysfunction associated with disharmony patterns.
		K14 Knowledge of emotions associated with disharmony patterns.
		K30 Knowledge of skin characteristics and conditions associated with disharmony patterns.
	K37 Knowledge of the relationship between quality and strength of voice and patterns of disharmony.	
	T9 Assess patient physical characteristics to inform pattern differentiation.	K2 Knowledge of observational techniques for obtaining information about patient health.
		K3 Knowledge of listening and smelling techniques for obtaining information about patient health.
		K4 Knowledge of palpation examination methods and techniques.
		K7 Knowledge of clinical manifestations of Shen.
		K9 Knowledge of clinical indicators of the level and quality of Blood.
		K12 Knowledge of the associations between patient physical characteristics and disharmony patterns.
	T10 Identify external factors (e.g., stress, pollutants, noise, climate) influencing health.	K1 Knowledge of interview techniques for obtaining information about patient health.
		K15 Knowledge of external factors (e.g., stress, pollutants, noise, climate) that affect health.

01. Patient assessment (27%) – This area assesses the practitioner’s knowledge of assessing patient’s chief complaint and underlying health conditions using TCM and Western medicine assessment methods, referring the patient to another health care provider if indicated by assessment results, and identifying and responding to patient emergency situations.

<i>Subarea</i>	<i>Task</i>	<i>Associated Knowledge Statement</i>
0101. Patient assessment using TCM methods, continued (18%)	T11 Identify lifestyle factors influencing health.	K1 Knowledge of interview techniques for obtaining information about patient health.
		K16 Knowledge of effects of lifestyle factors on health.
	T12 Identify patient sleep patterns to inform pattern differentiation.	K1 Knowledge of interview techniques for obtaining information about patient health.
		K7 Knowledge of clinical indicators of the level and quality of Blood.
		K9 Knowledge of clinical indicators of Essence.
		K17 Knowledge of sleep patterns indicating health imbalance.
	T13 Identify dietary habits to inform pattern differentiation.	K1 Knowledge of interview techniques for obtaining information about patient health.
		K18 Knowledge of effects of dietary habits and nutrition on health and wellness.
	T14 Identify food and drink flavor preferences, cravings, and aversions to inform pattern differentiation.	K1 Knowledge of interview techniques for obtaining information about patient health.
		K19 Knowledge of food and drink flavor preferences, cravings, and aversions associated with disharmony patterns.
		K20 Knowledge of food and drink temperature preferences and aversions associated with disharmony patterns.
	T15 Identify preferences and aversions related to temperature of food and drinks to inform pattern differentiation.	K1 Knowledge of interview techniques for obtaining information about patient health.
		K20 Knowledge of food and drink temperature preferences and aversions associated with disharmony patterns.
	T16 Assess thirst and fluid intake to inform pattern differentiation.	K1 Knowledge of interview techniques for obtaining information about patient health.
		K21 Knowledge of thirst characteristics associated with patterns of disharmony.
		K22 Knowledge of relationship between fluid intake and disharmony patterns.

01. Patient assessment (27%) – This area assesses the practitioner’s knowledge of assessing patient’s chief complaint and underlying health conditions using TCM and Western medicine assessment methods, referring the patient to another health care provider if indicated by assessment results, and identifying and responding to patient emergency situations.

<i>Subarea</i>	<i>Task</i>	<i>Associated Knowledge Statement</i>
0101. Patient assessment using TCM methods, continued (18%)	T17 Identify gastrointestinal signs and symptoms (e.g., characteristics of bowel movements, pain) indicating health imbalance.	K1 Knowledge of interview techniques for obtaining information about patient health.
		K2 Knowledge of observational techniques for obtaining information about patient health.
		K3 Knowledge of listening and smelling techniques for obtaining information about patient health.
		K4 Knowledge of palpation examination methods and techniques.
		K18 Knowledge of effects of dietary habits and nutrition on health and wellness.
	T18 Identify genitourinary signs and symptoms indicating health imbalance.	K23 Knowledge of gastrointestinal signs and symptoms associated with disharmony patterns.
		K1 Knowledge of interview techniques for obtaining information about patient health.
		K24 Knowledge of genitourinary signs and symptoms associated with disharmony patterns.
		K27 Knowledge of mucus characteristics in relation to disharmony patterns.
		K28 Knowledge of phlegm characteristics in relation to disharmony patterns.
T19 Identify signs and symptoms of gynecological and reproductive systems indicating health imbalance.	K1 Knowledge of interview techniques for obtaining information about patient health.	
	K25 Knowledge of signs and symptoms of gynecological and reproductive functioning associated with disharmony patterns.	
	K27 Knowledge of mucus characteristics in relation to disharmony patterns.	
	K28 Knowledge of phlegm characteristics in relation to disharmony patterns.	

01. Patient assessment (27%) – This area assesses the practitioner’s knowledge of assessing patient’s chief complaint and underlying health conditions using TCM and Western medicine assessment methods, referring the patient to another health care provider if indicated by assessment results, and identifying and responding to patient emergency situations.

<i>Subarea</i>		<i>Task</i>		<i>Associated Knowledge Statement</i>
0101. Patient assessment using TCM methods, continued (18%)	T20	Identify respiratory signs and symptoms indicating health imbalance.	K1	Knowledge of interview techniques for obtaining information about patient health.
			K2	Knowledge of observational techniques for obtaining information about patient health.
			K3	Knowledge of listening and smelling techniques for obtaining information about patient health.
			K11	Knowledge of clinical manifestations of Body Fluids.
			K26	Knowledge of respiratory signs and symptoms associated with disharmony patterns.
			K27	Knowledge of mucus characteristics in relation to disharmony patterns.
			K28	Knowledge of phlegm characteristics in relation to disharmony patterns.
	T21	Identify mucus characteristics to inform pattern differentiation.	K1	Knowledge of interview techniques for obtaining information about patient health.
			K2	Knowledge of observational techniques for obtaining information about patient health.
			K11	Knowledge of clinical manifestations of Body Fluids.
			K27	Knowledge of mucus characteristics in relation to disharmony patterns.
	T22	Identify phlegm characteristics to inform pattern differentiation.	K1	Knowledge of interview techniques for obtaining information about patient health.
			K2	Knowledge of observational techniques for obtaining information about patient health.
			K11	Knowledge of clinical manifestations of Body Fluids.
			K28	Knowledge of phlegm characteristics in relation to disharmony patterns.

01. Patient assessment (27%) – This area assesses the practitioner’s knowledge of assessing patient’s chief complaint and underlying health conditions using TCM and Western medicine assessment methods, referring the patient to another health care provider if indicated by assessment results, and identifying and responding to patient emergency situations.

<i>Subarea</i>	<i>Task</i>	<i>Associated Knowledge Statement</i>
0101. Patient assessment using TCM methods, continued (18%)	T23 Identify cardiovascular signs and symptoms indicating health imbalance.	K1 Knowledge of interview techniques for obtaining information about patient health.
		K2 Knowledge of observational techniques for obtaining information about patient health.
		K3 Knowledge of listening and smelling techniques for obtaining information about patient health.
		K29 Knowledge of cardiovascular signs and symptoms associated with disharmony patterns.
	T24 Identify skin conditions and characteristics indicating health imbalance.	K1 Knowledge of interview techniques for obtaining information about patient health.
		K2 Knowledge of observational techniques for obtaining information about patient health.
		K11 Knowledge of clinical manifestations of Body Fluids.
		K30 Knowledge of skin characteristics and conditions associated with disharmony patterns.
	T25 Assess fever and chills to inform pattern differentiation.	K1 Knowledge of interview techniques for obtaining information about patient health.
		K2 Knowledge of observational techniques for obtaining information about patient health.
		K30 Knowledge of skin characteristics and conditions associated with disharmony patterns.
		K31 Knowledge of fever and chills associated with disharmony patterns.
K32 Knowledge of patient’s sensations of heat and cold associated with health imbalance.		
K33 Knowledge of conditions associated with abnormal localized temperature upon palpation.		
	K34 Knowledge of abnormal perspiration associated with disharmony patterns.	

01. Patient assessment (27%) – This area assesses the practitioner’s knowledge of assessing patient’s chief complaint and underlying health conditions using TCM and Western medicine assessment methods, referring the patient to another health care provider if indicated by assessment results, and identifying and responding to patient emergency situations.

<i>Subarea</i>	<i>Task</i>	<i>Associated Knowledge Statement</i>
0101. Patient assessment using TCM methods, continued (18%)	T26 Identify patient perspiration patterns to inform pattern differentiation.	K1 Knowledge of interview techniques for obtaining information about patient health.
		K2 Knowledge of observational techniques for obtaining information about patient health.
		K11 Knowledge of clinical manifestations of Body Fluids.
		K34 Knowledge of abnormal perspiration associated with disharmony patterns.
	T27 Identify ocular and visual signs and symptoms indicating health imbalance.	K1 Knowledge of interview techniques for obtaining information about patient health.
		K2 Knowledge of observational techniques for obtaining information about patient health.
		K35 Knowledge of ocular signs and symptoms associated with disharmony patterns.
	T28 Identify auditory signs and symptoms indicating health imbalance.	K1 Knowledge of interview techniques for obtaining information about patient health.
		K2 Knowledge of observational techniques for obtaining information about patient health.
		K36 Knowledge of auditory signs and symptoms associated with disharmony patterns.
	T29 Assess patient sounds, voice quality, and vocal strength to inform pattern differentiation.	K3 Knowledge of listening and smelling techniques for obtaining information about patient health.
		K37 Knowledge of the relationship between quality and strength of voice and patterns of disharmony.
T30 Assess level, nature, locations, and frequency of pain to inform pattern differentiation.	K1 Knowledge of interview techniques for obtaining information about patient health.	
	K2 Knowledge of observational techniques for obtaining information about patient health.	
	K4 Knowledge of palpation examination methods and techniques.	
	K38 Knowledge of methods and procedures for assessing pain.	

01. Patient assessment (27%) – This area assesses the practitioner’s knowledge of assessing patient’s chief complaint and underlying health conditions using TCM and Western medicine assessment methods, referring the patient to another health care provider if indicated by assessment results, and identifying and responding to patient emergency situations.

<i>Subarea</i>	<i>Task</i>	<i>Associated Knowledge Statement</i>
0101. Patient assessment using TCM methods, continued (18%)	T31 Assess patient tongue body and coating to inform pattern differentiation.	K2 Knowledge of observational techniques for obtaining information about patient health.
		K3 Knowledge of listening and smelling techniques for obtaining information about patient health.
		K39 Knowledge of tongue characteristics associated with disharmony patterns.
	T32 Assess patient pulse to inform pattern differentiation.	K4 Knowledge of palpation examination methods and techniques.
T33 Palpate areas of body or channels to inform pattern differentiation.	K40 Knowledge of radial pulse characteristics associated with patterns of disharmony.	
	K41 Knowledge of methods for obtaining pulse information from various locations on the body.	
T34 Assess patient odors to inform pattern differentiation.	K3 Knowledge of listening and smelling techniques for obtaining information about patient health.	
0102. Patient assessment using Western medicine methods (7%)	T57 Identify pharmaceuticals that the patient is taking.	K1 Knowledge of interview techniques for obtaining information about patient health.
		K82 Knowledge of the classification, clinical indications, contraindications, and side effects of commonly prescribed Western medications.
	T58 Identify signs and symptoms associated with the use of pharmaceuticals.	K1 Knowledge of interview techniques for obtaining information about patient health.
		K82 Knowledge of the classification, clinical indications, contraindications, and side effects of commonly prescribed Western medications.
	K83 Knowledge of interactions between commonly used supplements, herbs, foods, and Western medications.	
	K84 Knowledge of actions and side effects of commonly used supplements.	

01. Patient assessment (27%) – This area assesses the practitioner’s knowledge of assessing patient’s chief complaint and underlying health conditions using TCM and Western medicine assessment methods, referring the patient to another health care provider if indicated by assessment results, and identifying and responding to patient emergency situations.

<i>Subarea</i>	<i>Task</i>	<i>Associated Knowledge Statement</i>
0102. Patient assessment using Western medicine methods, continued (7%)	T59 Perform biomedical physical examination (e.g. observation, auscultation, palpation, vital signs) on patients to determine present health condition.	K71 Knowledge of biomedical physical examination methods and techniques (e.g. observation, auscultation, palpation, vital signs).
		K72 Knowledge of human anatomy, physiology, and pathology.
		K73 Knowledge of procedures for obtaining vital signs.
		K74 Knowledge of normal range of vital signs.
		K75 Knowledge of methods and procedures for assessing neuromusculoskeletal function and integrity.
		K76 Knowledge of pathways and functions of cranial nerves for determination of neurological pathology.
		K77 Knowledge of dermatome technique for assessment of neuromuscular pathology.
		K78 Knowledge of neuromusculoskeletal conditions.
		K79 Knowledge of patient genetics and heredity associated with symptom development.
		K80 Knowledge of clinical significance of common diagnostic and laboratory tests used for diagnostic and treatment purposes.
		K81 Knowledge of common Western medical conditions, terminology, and definitions.
T62 Order diagnostic tests to determine health condition.		K80 Knowledge of clinical significance of common diagnostic and laboratory tests used for diagnostic and treatment purposes.
		K81 Knowledge of common Western medical conditions, terminology, and definitions.
		K82 Knowledge of the classification, clinical indications, contraindications, and side effects of commonly prescribed Western medications.

01. Patient assessment (27%) – This area assesses the practitioner’s knowledge of assessing patient’s chief complaint and underlying health conditions using TCM and Western medicine assessment methods, referring the patient to another health care provider if indicated by assessment results, and identifying and responding to patient emergency situations.

<i>Subarea</i>	<i>Task</i>	<i>Associated Knowledge Statement</i>
0102. Patient assessment using Western medicine methods, continued (7%)	T60 Perform neurological examination (e.g., sensation, strength) on patients to determine health condition.	K71 Knowledge of biomedical physical examination methods and techniques (e.g. observation, auscultation, palpation, vital signs).
		K72 Knowledge of human anatomy, physiology, and pathology.
		K73 Knowledge of procedures for obtaining vital signs.
		K74 Knowledge of normal range of vital signs.
		K75 Knowledge of methods and procedures for assessing neuromusculoskeletal function and integrity.
		K76 Knowledge of pathways and functions of cranial nerves for determination of neurological pathology.
		K77 Knowledge of dermatome technique for assessment of neuromuscular pathology.
		K78 Knowledge of neuromusculoskeletal conditions.
		K79 Knowledge of patient genetics and heredity associated with symptom development.
		T61
K72 Knowledge of human anatomy, physiology, and pathology.		
K75 Knowledge of methods and procedures for assessing neuromusculoskeletal function and integrity.		
K77 Knowledge of dermatome technique for assessment of neuromuscular pathology.		
K78 Knowledge of neuromusculoskeletal conditions.		
K79 Knowledge of patient genetics and heredity associated with symptom development.		

01. Patient assessment (27%) – This area assesses the practitioner’s knowledge of assessing patient’s chief complaint and underlying health conditions using TCM and Western medicine assessment methods, referring the patient to another health care provider if indicated by assessment results, and identifying and responding to patient emergency situations.

<i>Subarea</i>		<i>Task</i>		<i>Associated Knowledge Statement</i>
0102. Patient assessment using Western medicine methods, continued (7%)	T63	Review patient diagnostic reports to gather additional information regarding patient complaint.	K72	Knowledge of human anatomy, physiology, and pathology.
			K74	Knowledge of normal range of vital signs.
			K78	Knowledge of neuromusculoskeletal conditions.
			K80	Knowledge of clinical significance of common diagnostic and laboratory tests used for diagnostic and treatment purposes.
			K81	Knowledge of common Western medical conditions, terminology, and definitions.
			K82	Knowledge of the classification, clinical indications, contraindications, and side effects of commonly prescribed Western medications.
			K83	Knowledge of interactions between commonly used supplements, herbs, foods, and Western medications.
			K84	Knowledge of actions and side effects of commonly used supplements.
0103. Referrals and emergency management (2%)	T55	Refer client to other health care providers based on assessment findings.	K67	Knowledge of clinical conditions that require patient referral to other health care providers.
			K68	Knowledge of signs and symptoms of emergency conditions.
	T56	Identify signs and symptoms that require emergency management.	K68	Knowledge of signs and symptoms of emergency conditions.
			K69	Knowledge of methods for administering cardiopulmonary resuscitation.
			K70	Knowledge of methods for providing first aid treatment.

02. Diagnosis and treatment planning (18%) - This area assesses the practitioner's knowledge of evaluating assessment findings to develop a diagnosis and treatment plan according to TCM theories. It also evaluates the practitioner's knowledge of monitoring and evaluating patient response to treatment at follow-up visits and modifying treatment plans based on evaluation results.

<i>Subarea</i>	<i>Task</i>	<i>Associated Knowledge Statement</i>
0201. Diagnosis (11%)	T35 Evaluate patient data to determine whether additional information is needed.	K43 Knowledge of methods for integrating assessment information to develop a differential diagnosis.
		K44 Knowledge of methods for integrating tongue and pulse characteristics to identify disharmony patterns.
		K47 Knowledge of clinical indicators associated with disease of the channels.
	T36 Interpret and integrate assessment findings (e.g., pulse, tongue, history, channel, diagnostic test results) to inform pattern differentiation.	K43 Knowledge of methods for integrating assessment information to develop a differential diagnosis.
		K44 Knowledge of methods for integrating tongue and pulse characteristics to identify disharmony patterns.
		K45 Knowledge of the relationship between the Organs and channels in disease progression and transformation.
		K46 Knowledge of the relationship between the Zang Fu and vital substances (i.e., the Liver stores the Blood).
		K47 Knowledge of clinical indicators associated with disease of the channels.
		K48 Knowledge of the functions, distribution, and clinical significance of the channels.
	T37 Identify primary disharmony patterns by prioritizing patient signs and symptoms.	K50 Knowledge of methods for prioritizing indicators of disharmony to develop a differential diagnosis.
	T38 Identify phase of pathogen progression.	K42 Knowledge of disease progression from superficial to deep levels of the human body.
		K43 Knowledge of methods for integrating assessment information to develop a differential diagnosis.
		K44 Knowledge of methods for integrating tongue and pulse characteristics to identify disharmony patterns.
		K45 Knowledge of the relationship between the Organs and channels in disease progression and transformation.

02. Diagnosis and treatment planning (18%) - This area assesses the practitioner's knowledge of evaluating assessment findings to develop a diagnosis and treatment plan according to TCM theories. It also evaluates the practitioner's knowledge of monitoring and evaluating patient response to treatment at follow-up visits and modifying treatment plans based on evaluation results.

<i>Subarea</i>	<i>Task</i>	<i>Associated Knowledge Statement</i>
0201. Diagnosis, continued (11%)	T39 Identify affected channels.	K43 Knowledge of methods for integrating assessment information to develop a differential diagnosis.
		K44 Knowledge of methods for integrating tongue and pulse characteristics to identify disharmony patterns.
		K45 Knowledge of the relationship between the Organs and channels in disease progression and transformation.
		K47 Knowledge of clinical indicators associated with disease of the channels.
		K48 Knowledge of the functions, distribution, and clinical significance of the channels.
		K53 Knowledge of the functions of and the relationship between the Zang Fu and the channels.
T40 Identify Root and Branch condition.	T40 Identify Root and Branch condition.	K42 Knowledge of disease progression from superficial to deep levels of the human body.
		K43 Knowledge of methods for integrating assessment information to develop a differential diagnosis.
		K44 Knowledge of methods for integrating tongue and pulse characteristics to identify disharmony patterns.
		K45 Knowledge of the relationship between the Organs and channels in disease progression and transformation.
		K49 Knowledge of principles for treating root versus branch disharmony patterns.
T41 Identify Five Element disharmony patterns.	T41 Identify Five Element disharmony patterns.	K43 Knowledge of methods for integrating assessment information to develop a differential diagnosis.
		K44 Knowledge of methods for integrating tongue and pulse characteristics to identify disharmony patterns.
		K52 Knowledge of the interrelationships of the Five Elements and clinical indications of disharmony.
		K54 Knowledge of the Five Elements theory and pattern differentiation methods.

02. Diagnosis and treatment planning (18%) - This area assesses the practitioner's knowledge of evaluating assessment findings to develop a diagnosis and treatment plan according to TCM theories. It also evaluates the practitioner's knowledge of monitoring and evaluating patient response to treatment at follow-up visits and modifying treatment plans based on evaluation results.

<i>Subarea</i>		<i>Task</i>		<i>Associated Knowledge Statement</i>
0201. Diagnosis, continued (11%)	T42	Identify Zang Fu disharmony patterns.	K42	Knowledge of disease progression from superficial to deep levels of the human body.
			K43	Knowledge of methods for integrating assessment information to develop a differential diagnosis.
			K44	Knowledge of methods for integrating tongue and pulse characteristics to identify disharmony patterns.
			K46	Knowledge of the relationship between the Zang Fu and vital substances (i.e., the Liver stores the Blood).
			K53	Knowledge of the functions of and the relationship between the Zang Fu and the channels.
			K59	Knowledge of the clinical indications associated with Zang Fu disharmonies.
			K60	Knowledge of methods for identifying simultaneous Zang Fu disharmonies.
	T43	Identify Eight Principles categorization.	K42	Knowledge of disease progression from superficial to deep levels of the human body.
			K43	Knowledge of methods for integrating assessment information to develop a differential diagnosis.
			K44	Knowledge of methods for integrating tongue and pulse characteristics to identify disharmony patterns.
			K55	Knowledge of the Eight Principles theory and pattern differentiation methods.
	T44	Identify disharmony pattern using Six Stages (i.e., Shang Han Lun) of differentiation.	K42	Knowledge of disease progression from superficial to deep levels of the human body.
			K43	Knowledge of methods for integrating assessment information to develop a differential diagnosis.
			K44	Knowledge of methods for integrating tongue and pulse characteristics to identify disharmony patterns.
			K57	Knowledge of the Six Stages (Shang Han Lun) theory and pattern differentiation methods.

02. Diagnosis and treatment planning (18%) - This area assesses the practitioner's knowledge of evaluating assessment findings to develop a diagnosis and treatment plan according to TCM theories. It also evaluates the practitioner's knowledge of monitoring and evaluating patient response to treatment at follow-up visits and modifying treatment plans based on evaluation results.

<i>Subarea</i>	<i>Task</i>	<i>Associated Knowledge Statement</i>
0201. Diagnosis, continued (11%)	T45 Identify disharmony pattern using Four Levels (i.e., Wei, Qi, Ying, and Xue) of differentiation.	K42 Knowledge of disease progression from superficial to deep levels of the human body.
		K43 Knowledge of methods for integrating assessment information to develop a differential diagnosis.
		K44 Knowledge of methods for integrating tongue and pulse characteristics to identify disharmony patterns.
		K58 Knowledge of the Four Levels theory and pattern differentiation methods.
	T46 Identify disharmony pattern using Triple Burner (i.e., San Jiao) differentiation.	K42 Knowledge of disease progression from superficial to deep levels of the human body.
		K43 Knowledge of methods for integrating assessment information to develop a differential diagnosis.
		K44 Knowledge of methods for integrating tongue and pulse characteristics to identify disharmony patterns.
		K56 Knowledge of the Triple Burner theory and pattern differentiation methods.

02. Diagnosis and treatment planning (18%) - This area assesses the practitioner's knowledge of evaluating assessment findings to develop a diagnosis and treatment plan according to TCM theories. It also evaluates the practitioner's knowledge of monitoring and evaluating patient response to treatment at follow-up visits and modifying treatment plans based on evaluation results.

<i>Subarea</i>		<i>Task</i>	<i>Associated Knowledge Statement</i>
0201. Diagnosis, continued (11%)	T47	Develop a differential diagnosis list for identified disharmony patterns.	K50 Knowledge of methods for prioritizing indicators of disharmony to develop a differential diagnosis.
			K52 Knowledge of the interrelationships of the Five Elements and clinical indications of disharmony.
			K53 Knowledge of the functions of and the relationship between the Zang Fu and the channels.
			K54 Knowledge of the Five Elements theory and pattern differentiation methods.
			K55 Knowledge of the Eight Principles theory and pattern differentiation methods.
			K56 Knowledge of the Triple Burner theory and pattern differentiation methods.
			K57 Knowledge of the Six Stages (Shang Han Lun) theory and pattern differentiation methods.
			K58 Knowledge of the Four Levels theory and pattern differentiation methods.
			K59 Knowledge of the clinical indications associated with Zang Fu disharmonies.
			K60 Knowledge of methods for identifying simultaneous Zang Fu disharmonies.
0202. Treatment planning (6%)	T48	Develop treatment principles (e.g., tonify, sedate, harmonize) for patients.	K61 Knowledge of functions and disharmonies associated with Vital Substances.
			K62 Knowledge of development of treatment principles based on different theories of pattern differentiation.
			K65 Knowledge of the association between stimulation techniques and treatment principles.

02. Diagnosis and treatment planning (18%) - This area assesses the practitioner's knowledge of evaluating assessment findings to develop a diagnosis and treatment plan according to TCM theories. It also evaluates the practitioner's knowledge of monitoring and evaluating patient response to treatment at follow-up visits and modifying treatment plans based on evaluation results.

<i>Subarea</i>	<i>Task</i>	<i>Associated Knowledge Statement</i>	
0202. Treatment planning, continued (6%)	T49	Develop treatment plans by applying treatment principle (e.g., tonify, sedate, harmonize).	K63 Knowledge of the effectiveness of combining treatment strategies in developing a treatment plan.
			K64 Knowledge of treatment strategies for using tonification and sedation points.
	T50	Prioritize treatment principles and management of presenting problems.	K65 Knowledge of the association between stimulation techniques and treatment principles.
	T51	Evaluate patient progress during follow-up visit to determine adjustments to treatment plans.	K66 Knowledge of methods for evaluating patient progress.
	T52	Develop a differential diagnosis list for identified disharmony patterns.	K62 Knowledge of development of treatment principles based on different theories of pattern differentiation.
T53	Identify a measurable metric for assessing treatment efficacy (e.g., outcome measures, questionnaires).	K63 Knowledge of the effectiveness of combining treatment strategies in developing a treatment plan.	
		K64 Knowledge of treatment strategies for using tonification and sedation points.	
		K65 Knowledge of the association between stimulation techniques and treatment principles.	
		K66 Knowledge of methods for evaluating patient progress.	

02. Diagnosis and treatment planning (18%) - This area assesses the practitioner's knowledge of evaluating assessment findings to develop a diagnosis and treatment plan according to TCM theories. It also evaluates the practitioner's knowledge of monitoring and evaluating patient response to treatment at follow-up visits and modifying treatment plans based on evaluation results.

<i>Subarea</i>	<i>Task</i>		<i>Associated Knowledge Statement</i>	
0203. Communication with patients and other health care providers (1%)	T54	Collaborate with primary physicians and other health care providers to identify the most effective treatment for patients.	K85	Knowledge of the relationship between Western disease diagnoses and Traditional Chinese Medicine patterns.
	T64	Translate Traditional Chinese Medicine diagnostic concepts into common Western terminology for patients and health care providers.	K86	Knowledge of Western medical diagnoses and physiological processes involved with disease progression.
	T65	Educate patients regarding differences between Traditional Chinese Medicine and Western medicine.	K87	Knowledge of techniques to communicate assessment findings, diagnoses, and treatment plans to patients or other health care providers.
	T66	Communicate assessment findings and diagnosis to patients.	K87	Knowledge of techniques to communicate assessment findings, diagnoses, and treatment plans to patients or other health care providers.
	T67	Communicate with patients about treatment plan and possible outcomes.		
	T68	Explain treatment procedures to patients before starting treatment.		

03. Treatment (44%) - This area assesses the practitioner's knowledge of acupuncture, herbal therapy, and adjunct modalities to treat the patient's health imbalance.

<i>Subarea</i>		<i>Task</i>		<i>Associated Knowledge Statement</i>
0301. Acupuncture point selection (16%)	T69	Develop a point prescription based on treatment principles.	K88	Knowledge of the clinical actions and indications of points.
			K89	Knowledge of the interrelationships between points, channels, and internal Organs.
			K90	Knowledge of principles for combining distal and proximal points.
			K91	Knowledge of principles for choosing local points.
			K92	Knowledge of principles for combining points from different channels.
			K93	Knowledge of principles for choosing points according to channel theory.
			K94	Knowledge of treatment modification based on patient response to treatment.
			K96	Knowledge of clinical significance of the sequence in which needles are inserted.
			K97	Knowledge of therapeutic effects of needling points on the opposite side of the body from the location of the condition.
			K98	Knowledge of the principles for balancing the points on the upper part of the body with those of the lower part.
			K99	Knowledge of principles for choosing points on the front and back to regulate internal Organs.
			K100	Knowledge of principles for choosing points in the center to treat conditions occurring on extremities.
			K101	Knowledge of principles for choosing points on the extremities to treat conditions occurring in the center.
K201	Knowledge of principles for selecting sedation and tonification points.			

03. Treatment (44%) - This area assesses the practitioner's knowledge of acupuncture, herbal therapy, and adjunct modalities to treat the patient's health imbalance.

<i>Subarea</i>	<i>Task</i>	<i>Associated Knowledge Statement</i>
0301. Acupuncture point selection, continued (16%)	T70 Select distal and/or proximal points.	K88 Knowledge of the clinical actions and indications of points.
		K89 Knowledge of the interrelationships between points, channels, and internal Organs.
		K90 Knowledge of principles for combining distal and proximal points.
		K91 Knowledge of principles for choosing local points.
		K92 Knowledge of principles for combining points from different channels.
		K93 Knowledge of principles for choosing points according to channel theory.
		K97 Knowledge of therapeutic effects of needling points on the opposite side of the body from the location of the condition.
	T71 Select local points along the affected Meridian.	K88 Knowledge of the clinical actions and indications of points.
		K89 Knowledge of the interrelationships between points, channels, and internal Organs.
		K91 Knowledge of principles for choosing local points.
		K92 Knowledge of principles for combining points from different channels.
		K93 Knowledge of principles for choosing points according to channel theory.
		K102 Knowledge of the therapeutic use of Ashi points.
	T72 Select points from different channels to treat Root and Branch.	K88 Knowledge of the clinical actions and indications of points.
		K89 Knowledge of the interrelationships between points, channels, and internal Organs.
		K90 Knowledge of principles for combining distal and proximal points.
		K92 Knowledge of principles for combining points from different channels.
		K93 Knowledge of principles for choosing points according to channel theory.
		K98 Knowledge of the principles for balancing the points on the upper part of the body with those of the lower part.

03. Treatment (44%) - This area assesses the practitioner's knowledge of acupuncture, herbal therapy, and adjunct modalities to treat the patient's health imbalance.

<i>Subarea</i>		<i>Task</i>		<i>Associated Knowledge Statement</i>
0301.	T73	Select points on patient's	K88	Knowledge of the clinical actions and indications of points.
Acupuncture point		body using mirroring methods	K89	Knowledge of the interrelationships between points, channels, and
selection, continued		(e.g., elbow-for-knee).	K90	internal Organs.
(16%)			K92	Knowledge of principles for combining distal and proximal points.
			K93	Knowledge of principles for combining points from different channels.
			K96	Knowledge of principles for choosing points according to channel
			K97	theory.
			K98	Knowledge of clinical significance of the sequence in which needles
			K99	are inserted.
			K100	Knowledge of therapeutic effects of needling points on the opposite
			K101	side of the body from the location of the condition.
				Knowledge of the principles for balancing the points on the upper part
				of the body with those of the lower part.
				Knowledge of principles for choosing points on the front and back to
				regulate internal Organs.
				Knowledge of principles for choosing points in the center to treat
				conditions occurring on extremities.
				Knowledge of principles for choosing points on the extremities to treat
				conditions occurring in the center.

03. Treatment (44%) - This area assesses the practitioner's knowledge of acupuncture, herbal therapy, and adjunct modalities to treat the patient's health imbalance.

<i>Subarea</i>	<i>Task</i>	<i>Associated Knowledge Statement</i>
0301. Acupuncture point selection, continued (16%)	T75 Select points on patients to balance point distribution (e.g., right and left, above and below).	K88 Knowledge of the clinical actions and indications of points.
		K89 Knowledge of the interrelationships between points, channels, and internal Organs.
		K90 Knowledge of principles for combining distal and proximal points.
		K91 Knowledge of principles for choosing local points.
		K92 Knowledge of principles for combining points from different channels.
		K97 Knowledge of therapeutic effects of needling points on the opposite side of the body from the location of the condition.
		K98 Knowledge of the principles for balancing the points on the upper part of the body with those of the lower part.
		K99 Knowledge of principles for choosing points on the front and back to regulate internal Organs.
	K118 Knowledge of principles for choosing Mother and Son points (Four Needle Technique).	
	T76 Select points from Yin and Yang channels to balance treatment prescription for patients.	K88 Knowledge of the clinical actions and indications of points.
		K89 Knowledge of the interrelationships between points, channels, and internal Organs.
		K92 Knowledge of principles for combining points from different channels.
		K93 Knowledge of principles for choosing points according to channel theory.
		K97 Knowledge of therapeutic effects of needling points on the opposite side of the body from the location of the condition.
		K98 Knowledge of the principles for balancing the points on the upper part of the body with those of the lower part.
		K99 Knowledge of principles for choosing points on the front and back to regulate internal Organs.
		K104 Knowledge of principles for choosing Front-Mu points in treatment.
	K105 Knowledge of principles for choosing Back-Shu points in treatment.	

03. Treatment (44%) - This area assesses the practitioner's knowledge of acupuncture, herbal therapy, and adjunct modalities to treat the patient's health imbalance.

<i>Subarea</i>	<i>Task</i>	<i>Associated Knowledge Statement</i>
0301. Acupuncture point selection, continued (16%)	T77 Select points on patient extremities to treat conditions occurring in the center.	K88 Knowledge of the clinical actions and indications of points.
		K89 Knowledge of the interrelationships between points, channels, and internal Organs.
		K90 Knowledge of principles for combining distal and proximal points.
		K101 Knowledge of principles for choosing points on the extremities to treat conditions occurring in the center.
	T78 Select points on patient that are centrally located to treat conditions occurring in the extremities.	K88 Knowledge of the clinical actions and indications of points.
		K89 Knowledge of the interrelationships between points, channels, and internal Organs.
		K100 Knowledge of principles for choosing points in the center to treat conditions occurring on extremities.
	T79 Select Ashi points on patients.	K88 Knowledge of the clinical actions and indications of points.
		K89 Knowledge of the interrelationships between points, channels, and internal Organs.
		K91 Knowledge of principles for choosing local points.
		K102 Knowledge of the therapeutic use of Ashi points.
		K103 Knowledge of the therapeutic use of points along the Muscle channels.
	T80 Select points along the Muscle channels.	K88 Knowledge of the clinical actions and indications of points.
		K89 Knowledge of the interrelationships between points, channels, and internal Organs.
		K103 Knowledge of the therapeutic use of points along the Muscle channels.
T81 Select Front-Mu points on patients.	K88 Knowledge of the clinical actions and indications of points.	
	K89 Knowledge of the interrelationships between points, channels, and internal Organs.	
	K104 Knowledge of principles for choosing Front-Mu points in treatment.	
	K106 Knowledge of principles for combining Front-Mu points and Back-Shu points to balance treatment.	

03. Treatment (44%) - This area assesses the practitioner's knowledge of acupuncture, herbal therapy, and adjunct modalities to treat the patient's health imbalance.

<i>Subarea</i>	<i>Task</i>	<i>Associated Knowledge Statement</i>
0301. Acupuncture point selection, continued (16%)	T82 Select Back-Shu points on patients.	K88 Knowledge of the clinical actions and indications of points.
		K89 Knowledge of the interrelationships between points, channels, and internal Organs.
		K93 Knowledge of principles for choosing points according to channel theory.
		K105 Knowledge of principles for choosing Back-Shu points in treatment.
		K106 Knowledge of principles for combining Front-Mu points and Back-Shu points to balance treatment.
	T83 Select He-Sea points on patients to connect channels with respective Fu Organs.	K88 Knowledge of the clinical actions and indications of points.
		K89 Knowledge of the interrelationships between points, channels, and internal Organs.
		K107 Knowledge of principles for choosing He-Sea points.
	T84 Select Five Shu (Five-Transporting) points on patients.	K88 Knowledge of the clinical actions and indications of points.
		K89 Knowledge of the interrelationships between points, channels, and internal Organs.
		K104 Knowledge of principles for choosing Front-Mu points in treatment.
		K105 Knowledge of principles for choosing Back-Shu points in treatment.
		K106 Knowledge of principles for combining Front-Mu points and Back-Shu points to balance treatment.
		K107 Knowledge of principles for choosing He-Sea points.
	T85 Select Confluent points of the Eight Extraordinary channels on patients.	K88 Knowledge of the clinical actions and indications of points.
K89 Knowledge of the interrelationships between points, channels, and internal Organs.		
K109 Knowledge of principles for choosing Confluent points of the Eight Extraordinary channels.		

03. Treatment (44%) - This area assesses the practitioner's knowledge of acupuncture, herbal therapy, and adjunct modalities to treat the patient's health imbalance.

<i>Subarea</i>	<i>Task</i>	<i>Associated Knowledge Statement</i>
0301. Acupuncture point selection, continued (16%)	T86 Select Extra points on patients.	K88 Knowledge of the clinical actions and indications of points.
		K89 Knowledge of the interrelationships between points, channels, and internal Organs.
		K110 Knowledge of principles for choosing Extra points.
	T87 Select Intersecting or Crossing points on patients.	K88 Knowledge of the clinical actions and indications of points.
		K89 Knowledge of the interrelationships between points, channels, and internal Organs.
		K111 Knowledge of principles for choosing Intersecting or Crossing points of channels.
	T88 Select Luo-Connecting points on patients.	K88 Knowledge of the clinical actions and indications of points.
		K89 Knowledge of the interrelationships between points, channels, and internal Organs.
		K112 Knowledge of principles for choosing Luo-Connecting points.
	T89 Select Yuan-Source points on patients.	K88 Knowledge of the clinical actions and indications of points.
		K89 Knowledge of the interrelationships between points, channels, and internal Organs.
		K113 Knowledge of principles for choosing Yuan-Source points.
	T90 Select Xi-Cleft points on patients to treat acute conditions of the related channel or corresponding Organs.	K88 Knowledge of the clinical actions and indications of points.
		K89 Knowledge of the interrelationships between points, channels, and internal Organs.
		K114 Knowledge of principles for choosing Xi-Cleft points.
	T91 Select Eight Influential points on patients.	K88 Knowledge of the clinical actions and indications of points.
		K89 Knowledge of the interrelationships between points, channels, and internal Organs.
		K117 Knowledge of principles for choosing Eight Influential points.

03. Treatment (44%) - This area assesses the practitioner's knowledge of acupuncture, herbal therapy, and adjunct modalities to treat the patient's health imbalance.

<i>Subarea</i>	<i>Task</i>	<i>Associated Knowledge Statement</i>
0301. Acupuncture point selection, continued (16%)	T92 Select points to treat muscle or joint mechanism dysfunction.	K88 Knowledge of the clinical actions and indications of points.
		K89 Knowledge of the interrelationships between points, channels, and internal Organs.
		K102 Knowledge of the therapeutic use of Ashi points.
		K103 Knowledge of the therapeutic use of points along the Muscle channels.
		K120 Knowledge of auricular point selection principles.
		K121 Knowledge of dermatome map for point selection.
		K123 Knowledge of principles and indications for selecting motor points.
	K124 Knowledge of principles and indications for selecting trigger points.	
	T93 Select points to treat a radiculopathy based on dermatome map.	K88 Knowledge of the clinical actions and indications of points.
		K89 Knowledge of the interrelationships between points, channels, and internal Organs.
		K121 Knowledge of dermatome map for point selection.
	T94 Select scalp points on patients.	K88 Knowledge of the clinical actions and indications of points.
		K89 Knowledge of the interrelationships between points, channels, and internal Organs.
		K119 Knowledge of scalp point selection principles.
T95 Select auricular points on patients.	K88 Knowledge of the clinical actions and indications of points.	
	K89 Knowledge of the interrelationships between points, channels, and internal Organs.	
	K120 Knowledge of auricular point selection principles.	
T96 Select points according to the Five Elements theory.	K88 Knowledge of the clinical actions and indications of points.	
	K89 Knowledge of the interrelationships between points, channels, and internal Organs.	
	K122 Knowledge of point selection using the Five Elements theory.	

03. Treatment (44%) - This area assesses the practitioner's knowledge of acupuncture, herbal therapy, and adjunct modalities to treat the patient's health imbalance.

<i>Subarea</i>		<i>Task</i>		<i>Associated Knowledge Statement</i>
0301. Acupuncture point selection, continued (16%)	T97	Select trigger points on patients.	K88	Knowledge of the clinical actions and indications of points.
			K89	Knowledge of the interrelationships between points, channels, and internal Organs.
			K124	Knowledge of principles and indications for selecting trigger points.
	T98	Select motor points on patients.	K88	Knowledge of the clinical actions and indications of points.
			K89	Knowledge of the interrelationships between points, channels, and internal Organs.
			K123	Knowledge of principles and indications for selecting motor points.
0302. Acupuncture point location and needling techniques (8%)	T99	Locate points for needle insertion on patient by using anatomical landmarks and proportional measurements.	K125	Knowledge of anatomical landmarks and proportional measurements used in point location.
			K129	Knowledge of patient positions for locating and needling acupuncture points.
	T100	Select needle length and gauge according to treatment area, patient characteristics, and patient diagnosis.	K126	Knowledge of needle manipulation techniques.
			K130	Knowledge of recommended needling depths and angles.
			K135	Knowledge of principles for selecting needles.
	T101	Identify needle retention time for patients to achieve optimal treatment effects.	K127	Knowledge of needle retention methods for patterns of disharmony.
			K128	Knowledge of the impact of patient constitution and condition on duration of needle retention.
			K134	Knowledge of potential side effects of acupuncture treatment.
T102	Select needle length and gauge according to treatment area, patient characteristics, and patient diagnosis.	K126	Knowledge of needle manipulation techniques.	
		K129	Knowledge of patient positions for locating and needling acupuncture points.	

03. Treatment (44%) - This area assesses the practitioner's knowledge of acupuncture, herbal therapy, and adjunct modalities to treat the patient's health imbalance.

<i>Subarea</i>	<i>Task</i>	<i>Associated Knowledge Statement</i>
0302. Acupuncture point location and needling techniques, continued (8%)	T103 Insert needle within standard depth range to stimulate point on patients.	K115 Knowledge of the therapeutic use of tonification and sedation techniques.
		K130 Knowledge of recommended needling depths and angles.
		K133 Knowledge of points and patient conditions that require needling with caution.
		K135 Knowledge of principles for selecting needles.
	T104 Insert needle using recommended insertion angle.	K130 Knowledge of recommended needling depths and angles.
	T105 Manipulate needle to produce therapeutic effect in patients.	K115 Knowledge of the therapeutic use of tonification and sedation techniques.
		K126 Knowledge of needle manipulation techniques.
	T106 Identify contraindications for needling by evaluating patient condition to avoid injury and complications.	K126 Knowledge of needle manipulation techniques.
		K128 Knowledge of the impact of patient constitution and condition on duration of needle retention.
		K130 Knowledge of recommended needling depths and angles.
		K132 Knowledge of points and patient conditions that are contraindicated for needling.
	T107 Identify points that require needling with caution (e.g., points located near arteries) to avoid complications.	K134 Knowledge of potential side effects of acupuncture treatment.
		K130 Knowledge of recommended needling depths and angles.
K133 Knowledge of points and patient conditions that require needling with caution.		
	K134 Knowledge of potential side effects of acupuncture treatment.	

03. Treatment (44%) - This area assesses the practitioner's knowledge of acupuncture, herbal therapy, and adjunct modalities to treat the patient's health imbalance.

<i>Subarea</i>	<i>Task</i>	<i>Associated Knowledge Statement</i>
0302. Acupuncture point location and needling techniques, continued (8%)	T108 Monitor patients before, during, and after treatment for adverse reactions and comfort level.	K130 Knowledge of recommended needling depths and angles.
		K131 Knowledge of signs and symptoms of patient distress.
		K132 Knowledge of points and patient conditions that are contraindicated for needling.
		K133 Knowledge of points and patient conditions that require needling with caution.
		K134 Knowledge of potential side effects of acupuncture treatment.
0303. Adjunct treatment modalities (5%)	T109 Apply moxibustion techniques on patients to treat indicated conditions.	K136 Knowledge of moxibustion (i.e., direct and indirect) techniques.
		K137 Knowledge of indications, contraindications, and side effects of moxibustion.
	T112 Perform electrotherapy (e.g., electroacupuncture, electrostimulation, TENS) on patients to enhance effectiveness of treatment for select conditions.	K142 Knowledge of electrotherapy techniques.
		K143 Knowledge of indications, contraindications, and side effects of electrotherapy.
	T113 Perform cupping techniques on patients to treat indicated conditions.	K144 Knowledge of cupping techniques.
		K145 Knowledge of indications, contraindications, and side effects of cupping.
	T114 Perform Gua Sha techniques to treat indicated conditions.	K146 Knowledge of Gua Sha techniques.
		K147 Knowledge of indications, contraindications, and side effects of Gua Sha.
	T115 Perform manual therapy (e.g., Tui Na, acupressure) on patients to treat indicated conditions.	K148 Knowledge of manual therapy techniques.
		K149 Knowledge of indications, contraindications, and side effects of manual therapy.

03. Treatment (44%) - This area assesses the practitioner's knowledge of acupuncture, herbal therapy, and adjunct modalities to treat the patient's health imbalance.

<i>Subarea</i>	<i>Task</i>	<i>Associated Knowledge Statement</i>
0303. Adjunct treatment modalities, continued (5%)	T116 Perform heat therapy (e.g., infrared light, heat pad) to treat indicated conditions.	K150 Knowledge of heat therapy techniques. K151 Knowledge of indications, contraindications, and side effects of heat therapy.
	T117 Apply ear seeds to treat indicated conditions.	K152 Knowledge of the application of ear seeds. K153 Knowledge of indications, contraindications, and side effects of ear seeds application.
	T120 Educate patients regarding therapeutic exercises to treat indicated conditions.	K158 Knowledge of lifestyle changes and stress reduction techniques that improve health condition. K159 Knowledge of therapeutic exercises to support patient treatment goals.
	T121 Educate patients regarding diet and nutrition to support treatment.	K160 Knowledge of dietary modifications to support patient treatment goals.
	T122 Educate patients regarding lifestyle changes (e.g., Qi Gong exercise, ergonomics, meditation) to improve health condition.	K158 Knowledge of lifestyle changes and stress reduction techniques that improve health condition.

03. Treatment (44%) - This area assesses the practitioner's knowledge of acupuncture, herbal therapy, and adjunct modalities to treat the patient's health imbalance.

<i>Subarea</i>	<i>Task</i>	<i>Associated Knowledge Statement</i>
0304. Herbal therapy (15%)	T123	K161 Knowledge of therapeutic uses, indications, contraindications, and side effects of herbs and herbal formulas.
		K162 Knowledge of categories of herbs and herbal formulas.
	T124	K163 Knowledge of the effects of herbs and herbal formulas on channels and Organs.
		K164 Knowledge of modifications of herbal formulas.
	T125	K165 Knowledge of the synergistic and antagonist relationships of ingredients in herbal formulas.
		K166 Knowledge of the hierarchical principles governing herbal formulas.
		K167 Knowledge of the association between therapeutic effects of points and herbal therapy.
		K168 Knowledge of interactions between herbal therapies, supplements, and Western medications.
		K169 Knowledge of cautions and contraindications related to herbs and herbal formulas.
		K170 Knowledge of interactions between diet and herbal therapies.
	K171 Knowledge of effective dosages of herbs and herbal supplements.	
	K172 Knowledge of the principles and guidelines for herbal formula preparation.	
	K173 Knowledge of the relationships between herbal formulas and treatment principles.	
	K174 Knowledge of herbs and combinations of herbs that are toxic or produce undesired side effects.	

03. Treatment (44%) - This area assesses the practitioner's knowledge of using acupuncture, herbal therapy, and adjunct modalities to treat the patient's health imbalance.

<i>Subarea</i>		<i>Task</i>		<i>Associated Knowledge Statement</i>
0304. Herbal therapy, continued (15%)	T125, cont'd	Select or develop herbal therapies that complement patient acupuncture treatments.	K175	Knowledge of methods for modifying herbal formulas to treat changes in patient condition.
			K176	Knowledge of the effects of processing on efficacy and toxicity of herbs.
			K177	Knowledge of forms (e.g., raw, granules, pill) used for administering herbs.
			K178	Knowledge of herbal formula recommendations based upon patient constitution.
	T126	Instruct patients on use of herbs (e.g., dosage, cooking, application) to produce intended therapeutic effect.	K161	Knowledge of therapeutic uses, indications, contraindications, and side effects of herbs and herbal formulas.
			K167	Knowledge of the association between therapeutic effects of points and herbal therapy.
			K171	Knowledge of effective dosages of herbs and herbal supplements.
			K172	Knowledge of the principles and guidelines for herbal formula preparation.
			K173	Knowledge of the relationships between herbal formulas and treatment principles.
			K176	Knowledge of the effects of processing on efficacy and toxicity of herbs.
T127	Identify herbal therapy with similar or complementary action to Western medications.	K161	Knowledge of therapeutic uses, indications, contraindications, and side effects of herbs and herbal formulas.	
		K162	Knowledge of categories of herbs and herbal formulas.	
		K163	Knowledge of the effects of herbs and herbal formulas on channels and Organs.	
		K168	Knowledge of interactions between herbal therapies, supplements, and Western medications.	

03. Treatment (44%) - This area assesses the practitioner's knowledge of using acupuncture, herbal therapy, and adjunct modalities to treat the patient's health imbalance.

<i>Subarea</i>	<i>Task</i>	<i>Associated Knowledge Statement</i>
0304. Herbal therapy, continued (15%)	T128 Identify herbal therapy contraindications for the patient.	K161 Knowledge of therapeutic uses, indications, contraindications, and side effects of herbs and herbal formulas.
		K168 Knowledge of interactions between herbal therapies, supplements, and Western medications.
		K169 Knowledge of cautions and contraindications related to herbs and herbal formulas.
		K170 Knowledge of interactions between diet and herbal therapies.
		K171 Knowledge of effective dosages of herbs and herbal supplements.
		K173 Knowledge of the relationships between herbal formulas and treatment principles.
	T129 Identify contraindications for herbs when combined with Western medications to avoid adverse interactions.	K161 Knowledge of therapeutic uses, indications, contraindications, and side effects of herbs and herbal formulas.
		K168 Knowledge of interactions between herbal therapies, supplements, and Western medications.
		K169 Knowledge of cautions and contraindications related to herbs and herbal formulas.
	T130 Monitor and evaluate patient response to herbal therapy.	K169 Knowledge of cautions and contraindications related to herbs and herbal formulas.
		K174 Knowledge of herbs and combinations of herbs that are toxic or produce undesired side effects.
		K175 Knowledge of methods for modifying herbal formulas to treat changes in patient condition.
		K178 Knowledge of herbal formula recommendations based upon patient constitution.
T131 Monitor effects of herbs when combined with Western medications to determine interactions.	K168 Knowledge of interactions between herbal therapies, supplements, and Western medications.	
	K169 Knowledge of cautions and contraindications related to herbs and herbal formulas.	

03. Treatment (44%) - This area assesses the practitioner's knowledge of acupuncture, herbal therapy, and adjunct modalities to treat the patient's health imbalance.

<i>Subarea</i>		<i>Task</i>		<i>Associated Knowledge Statement</i>
0304. Herbal therapy, continued (15%)	T132	Determine effective dosage of herbal therapy by evaluating patient condition.	K171	Knowledge of effective dosages of herbs and herbal supplements.
			K175	Knowledge of methods for modifying herbal formulas to treat changes in patient condition.
			K176	Knowledge of the effects of processing on efficacy and toxicity of herbs.
			K178	Knowledge of herbal formula recommendations based upon patient constitution.
	T133	Modify herbal prescription for patients based on patient response to herbal therapy.	K162	Knowledge of categories of herbs and herbal formulas.
			K163	Knowledge of the effects of herbs and herbal formulas on channels and Organs.
			K164	Knowledge of modifications of herbal formulas.
			K165	Knowledge of the synergistic and antagonist relationships of ingredients in herbal formulas.
			K166	Knowledge of the hierarchical principles governing herbal formulas.
			K169	Knowledge of cautions and contraindications related to herbs and herbal formulas.
			K172	Knowledge of the principles and guidelines for herbal formula preparation.
			K173	Knowledge of the relationships between herbal formulas and treatment principles.
			K174	Knowledge of herbs and combinations of herbs that are toxic or produce undesired side effects.
			K175	Knowledge of methods for modifying herbal formulas to treat changes in patient condition.
			K177	Knowledge of forms (e.g., raw, granules, pill) used for administering herbs.
			K178	Knowledge of herbal formula recommendations based upon patient constitution.

03. Treatment (44%) - This area assesses the practitioner's knowledge of acupuncture, herbal therapy, and adjunct modalities to treat the patient's health imbalance.

<i>Subarea</i>	<i>Task</i>	<i>Associated Knowledge Statement</i>
0304. Herbal therapy, continued (15%)	T134 Identify type of herbal therapy indicated for the patient (e.g., powder, granular, raw herb, decoction, patent).	K177 Knowledge of forms (e.g., raw, granules, pill) used for administering herbs.
		K178 Knowledge of herbal formula recommendations based upon patient constitution.
	T135 Inspect raw herbs for authenticity and purity (e.g., appearance, taste, smell, texture).	K179 Knowledge of methods for ensuring authenticity and purity of raw herbs.
	T136 Obtain certificate of authenticity for herbs from the manufacturer.	
	T137 Label packaging containing herbal prescriptions following legal guidelines for supplements.	K179 Knowledge of methods for ensuring authenticity and purity of raw herbs.
		K180 Knowledge of requirements for labeling of containers used for storing or dispensing of herbal preparations.
	T138 Provide information about the herbal therapy prescriptions to patients.	K161 Knowledge of therapeutic uses, indications, contraindications, and side effects of herbs and herbal formulas.
		K172 Knowledge of the principles and guidelines for herbal formula preparation.
		K177 Knowledge of forms (e.g., raw, granules, pill) used for administering herbs.
		K178 Knowledge of herbal formula recommendations based upon patient constitution.
	K179 Knowledge of methods for ensuring authenticity and purity of raw herbs.	

03. Treatment (44%) - This area assesses the practitioner's knowledge of acupuncture, herbal therapy, and adjunct modalities to treat the patient's health imbalance.

<i>Subarea</i>	<i>Task</i>	<i>Associated Knowledge Statement</i>
0304. Herbal therapy, continued (15%)	T139 Prepare raw herbs following safety guidelines.	K161 Knowledge of therapeutic uses, indications, contraindications, and side effects of herbs and herbal formulas.
		K162 Knowledge of categories of herbs and herbal formulas.
		K176 Knowledge of the effects of processing on efficacy and toxicity of herbs.
		K179 Knowledge of methods for ensuring authenticity and purity of raw herbs.
		K180 Knowledge of requirements for labeling of containers used for storing or dispensing of herbal preparations.

04. Professional responsibilities (11%) - This area assesses the practitioner's knowledge of legal requirements, ethical guidelines, and professional standards related to the acupuncturist profession in California.

<i>Subarea</i>	<i>Task</i>		<i>Associated Knowledge Statement</i>	
0401. Records, confidentiality, mandated reporting, and informed consent (3%)	T140	Document assessment, treatment, and patient response to treatment in accordance with legal and professional standards.	K181	Knowledge of legal requirements and professional standards pertaining to documentation of assessment, treatment, and patient response.
	T141	Maintain patient records in accordance with legal requirements.	K182	Knowledge of professional standards for writing medical records and reports.
			K183	Knowledge of legal requirements pertaining to maintenance and retention of patient records.
	T142	Maintain patient privacy and confidentiality in accordance with legal requirements.	K184	Knowledge of legal requirements pertaining to confidentiality of patient information (i.e., HIPAA).
			K185	Knowledge of legal requirements pertaining to disclosure of patient information.
			K186	Knowledge of legal requirements pertaining to reporting of child, elder, and dependent adult abuse and neglect.
			K187	Knowledge of legal requirements pertaining to reporting of communicable disease.
	T143	Identify and report cases of known or suspected abuse and neglect.	K186	Knowledge of legal requirements pertaining to reporting of child, elder, and dependent adult abuse and neglect.
			K188	Knowledge of indicators of child, elder, and dependent adult abuse and neglect.
	T144	Identify and report cases of communicable disease.	K187	Knowledge of legal requirements pertaining to reporting of communicable disease.
T145	Obtain informed consent for treatment in accordance with legal and ethical guidelines.	K189	Knowledge of legal and ethical requirements pertaining to informed consent.	
T146	Assess patient capacity to make health care decisions.	K190	Knowledge of methods to assess patient capacity to make health care decisions.	

04. Professional responsibilities (11%) - This area assesses the practitioner's knowledge of legal requirements, ethical guidelines, and professional standards related to the acupuncturist profession in California.

<i>Subarea</i>		<i>Task</i>		<i>Associated Knowledge Statement</i>
0402. Infection control and environmental safety (4%)	T147	Implement standard procedures to prevent disease transmission and minimize risk of infection.	K191	Knowledge of infection control guidelines.
			K192	Knowledge of the risks of infectious diseases in the practitioner and patient environment.
	T148	Implement measures to safely perform acupuncture and adjunct treatments on patients.	K193	Knowledge of standards and procedures for the Clean Needle Technique.
	T149	Practice clean needle techniques.	K194	Knowledge of legal requirements for maintaining clinical environments in accordance with OSHA requirements and clinical standards.
	T150	Maintain a clinical environment that adheres to OSHA requirements and clinical standards.		
T151	Dispose of needles, contaminated material, and containers in accordance with Cal/OSHA guidelines.	K195	Knowledge of methods for isolating used needles.	
		K196	Knowledge of legal requirements for disposal of contaminated materials	
0403. Professional conduct and ethics (4%)	T152	Recognize situations and behaviors that may impair ability to practice safely and competently.	K197	Knowledge of methods to assess patient capacity to make health care decisions.
	T153	Comply with the acupuncturist legal scope of practice.	K198	Knowledge of laws and regulations pertaining to unprofessional conduct for California-licensed acupuncturists.
	T154	Develop advertisements regarding services provided in accordance with legal guidelines.	K199	Knowledge of legal requirements pertaining to advertisement and dissemination of information about professional qualifications and services.
	T155	Recognize situations and behaviors that constitute unprofessional conduct.	K198	Knowledge of laws and regulations pertaining to unprofessional conduct for California-licensed acupuncturists.

04. Professional responsibilities (11%) - This area assesses the practitioner's knowledge of legal requirements, ethical guidelines, and professional standards related to the acupuncturist profession in California.

<i>Subarea</i>	<i>Task</i>		<i>Associated Knowledge Statement</i>
0403. Professional conduct and ethics, continued (4%)	T156	Recognize and evaluate potential conflict of interest situations for impact on patients or therapeutic process.	K200 Knowledge of ethical and professional standards for licensed acupuncturists.
	T157	Establish and maintain professional boundaries.	
	T158	Safeguard patient rights to dignity.	

CHAPTER 6 | CONCLUSION

The OA of the acupuncturist profession described in this report provides a comprehensive description of current acupuncturist practice in California. The procedures employed to perform the OA were based upon a content validation strategy to ensure that the results accurately represent acupuncturist practice.

Use of the CALE content outline included in this report ensures that the Board is compliant with Business and Professions Code §139.

This report provides all documentation necessary to verify that the analysis has been completed in accordance with legal, professional, and technical standards.

APPENDIX A | RESPONDENTS BY REGION

LOS ANGELES COUNTY AND VICINITY

County of Practice	Frequency
Los Angeles	851
Orange	299
TOTAL	1,150

SAN FRANCISCO BAY AREA

County of Practice	Frequency
Alameda	207
Contra Costa	49
Marin	57
Napa	5
San Francisco	163
San Mateo	73
Santa Clara	245
Santa Cruz	59
Solano	9
TOTAL	867

SAN JOAQUIN VALLEY

County of Practice	Frequency
Fresno	9
Kern	9
Kings	1
Madera	1
San Joaquin	10
Stanislaus	7
Tulare	1
TOTAL	38

SACRAMENTO VALLEY

County of Practice	Frequency
Butte	10
Lake	2
Sacramento	38
Yolo	4
Yuba	1
TOTAL	55

SAN DIEGO COUNTY AND VICINITY

County of Practice	Frequency
Imperial	3
San Diego	302
TOTAL	305

SHASTA AND CASCADE

County of Practice	Frequency
Plumas	1
Shasta	5
Siskiyou	2
TOTAL	8

RIVERSIDE AND VICINITY

County of Practice	Frequency
Riverside	42
San Bernardino	58
TOTAL	100

SIERRA MOUNTAIN VALLEY

County of Practice	Frequency
Calaveras	2
El Dorado	13
Inyo	2
Mariposa	2
Nevada	10
Placer	22
Tuolumne	1
TOTAL	52

NORTH COAST

County of Practice	Frequency
Humboldt	12
Mendocino	18
Sonoma	57
TOTAL	87

SOUTH AND CENTRAL COAST

County of Practice	Frequency
Monterey	22
San Benito	2
San Luis Obispo	23
Santa Barbara	33
Ventura	53
TOTAL	133

APPENDIX B | TASK CRITICALITY INDICES

Task Number	Task	Mean Importance	Mean Frequency	Task Criticality Index
151	Dispose of needles, contaminated material, and containers in accordance with Cal/OSHA guidelines.	4.87	4.82	23.63
149	Practice clean needle techniques.	4.86	4.80	23.59
153	Comply with the acupuncturist legal scope of practice.	4.84	4.76	23.19
1	Identify patient's chief complaint.	4.86	4.73	23.18
142	Maintain patient privacy and confidentiality in accordance with legal requirements.	4.83	4.76	23.16
150	Maintain a clinical environment that adheres to OSHA requirements and clinical standards.	4.79	4.73	22.91
148	Implement measures to safely perform acupuncture and adjunct treatments on patients.	4.76	4.73	22.76
158	Safeguard patient rights to dignity.	4.75	4.74	22.74
147	Implement standard procedures to prevent disease transmission and minimize risk of infection.	4.70	4.72	22.57
141	Maintain patient records in accordance with legal requirements.	4.77	4.65	22.38
157	Establish and maintain professional boundaries.	4.71	4.68	22.27
145	Obtain informed consent for treatment in accordance with legal and ethical guidelines.	4.64	4.64	22.00
107	Identify points that require needling with caution (e.g., points located near arteries) to avoid complications.	4.61	4.65	21.84
140	Document assessment, treatment, and patient response to treatment in accordance with legal and professional standards.	4.68	4.58	21.75
3	Collect information about patient health history.	4.70	4.49	21.40
108	Monitor patients before, during, and after treatment for adverse reactions and comfort level.	4.61	4.55	21.38
106	Identify contraindications for needling by evaluating patient condition to avoid injury and complications.	4.56	4.57	21.36
52	Modify treatment plans based on patient response to treatment.	4.54	4.46	20.64
51	Evaluate patient progress during follow-up visit to determine adjustments to treatment plans.	4.54	4.43	20.52
68	Explain treatment procedures to patients before starting treatment.	4.56	4.40	20.43
30	Assess level, nature, locations, and frequency of pain to inform pattern differentiation.	4.49	4.35	20.17

Task Number	Task	Mean Importance	Mean Frequency	Task Criticality Index
67	Communicate with patients about treatment plan and possible outcomes.	4.48	4.33	19.79
152	Recognize situations and behaviors that may impair ability to practice safely and competently.	4.16	4.61	19.71
104	Insert needle using recommended insertion angle.	4.40	4.31	19.62
36	Interpret and integrate assessment findings (e.g., pulse, tongue, history, channel, diagnostic test results) to inform pattern differentiation.	4.39	4.30	19.58
102	Place patients into recommended position for needle insertion.	4.42	4.28	19.50
100	Select needle length and gauge according to treatment area, patient characteristics, and patient diagnosis.	4.38	4.27	19.40
103	Insert needle within standard depth range to stimulate point on patients.	4.38	4.27	19.36
11	Identify lifestyle factors influencing health.	4.39	4.25	19.13
69	Develop a point prescription based on treatment principles.	4.32	4.20	18.86
99	Locate points for needle insertion on patient by using anatomical landmarks and proportional measurements.	4.30	4.19	18.86
70	Select distal and/or proximal points.	4.38	4.16	18.86
17	Identify gastrointestinal signs and symptoms (e.g., characteristics of bowel movements, pain) indicating health imbalance.	4.33	4.17	18.68
12	Identify patient sleep patterns to inform pattern differentiation.	4.36	4.16	18.67
32	Assess patient pulse to inform pattern differentiation.	4.27	4.12	18.46
39	Identify affected channels.	4.23	4.13	18.23
50	Prioritize treatment principles and management of presenting problems.	4.22	4.12	18.13
6	Assess emotional health to inform pattern differentiation.	4.26	4.09	18.12
101	Identify needle retention time for patients to achieve optimal treatment effects.	4.24	4.09	18.01
57	Identify pharmaceuticals that the patient is taking.	4.16	4.13	18.00
66	Communicate assessment findings and diagnosis to patients.	4.26	4.08	17.95
71	Select local points along the affected Meridian.	4.24	4.07	17.93

Task Number	Task	Mean Importance	Mean Frequency	Task Criticality Index
31	Assess patient tongue body and coating to inform pattern differentiation.	4.17	4.08	17.91
13	Identify dietary habits to inform pattern differentiation.	4.21	4.08	17.80
146	Assess patient capacity to make health care decisions.	3.93	4.26	17.74
4	Identify supplements and herbs that the patient is taking.	4.26	3.98	17.61
130	Monitor and evaluate patient response to herbal therapy.	3.94	4.07	17.53
121	Educate patients regarding diet and nutrition to support treatment.	4.13	4.08	17.50
37	Identify primary disharmony patterns by prioritizing patient signs and symptoms.	4.11	4.03	17.49
122	Educate patients regarding lifestyle changes (e.g., Qi Gong exercise, ergonomics, meditation) to improve health condition.	4.11	4.05	17.39
10	Identify external factors (e.g., stress, pollutants, noise, climate) influencing health.	4.17	4.01	17.39
33	Palpate areas of body or channels to inform pattern differentiation.	4.08	3.99	17.21
79	Select Ashi points on patients.	4.17	3.95	17.17
155	Recognize situations and behaviors that constitute unprofessional conduct.	3.66	4.48	17.14
48	Develop treatment principles (e.g., tonify, sedate, harmonize) for patients.	4.05	3.96	17.12
49	Develop treatment plans by applying treatment principle (e.g., tonify, sedate, harmonize).	4.01	3.94	16.90
7	Evaluate level and quality of Qi to inform pattern differentiation.	4.06	3.91	16.85
19	Identify signs and symptoms of gynecological and reproductive systems indicating health imbalance.	4.02	3.93	16.75
129	Identify contraindications for herbs when combined with Western medications to avoid adverse interactions.	3.74	4.06	16.72
65	Educate patients regarding differences between Traditional Chinese Medicine and Western medicine.	4.07	3.91	16.66
156	Recognize and evaluate potential conflict of interest situations for impact on patients or therapeutic process.	3.62	4.33	16.58
128	Identify herbal therapy contraindications for the patient.	3.74	4.00	16.48
132	Determine effective dosage of herbal therapy by evaluating patient condition.	3.78	3.93	16.42

Task Number	Task	Mean Importance	Mean Frequency	Task Criticality Index
40	Identify Root and Branch condition.	3.90	3.88	16.32
133	Modify herbal prescription for patients based on patient response to herbal therapy.	3.73	3.94	16.29
9	Assess patient physical characteristics to inform pattern differentiation.	4.03	3.82	16.26
35	Evaluate patient data to determine whether additional information is needed.	3.99	3.85	16.20
20	Identify respiratory signs and symptoms indicating health imbalance.	3.96	3.88	16.12
5	Identify signs and symptoms associated with use of supplements and herbs.	3.93	3.84	16.06
105	Manipulate needle to produce therapeutic effect in patients.	3.91	3.85	16.00
116	Perform heat therapy (e.g., infrared light, heat pad) to treat indicated conditions.	3.99	3.70	15.96
72	Select points from different channels to treat Root and Branch.	3.89	3.82	15.95
131	Monitor effects of herbs when combined with Western medications to determine interactions.	3.63	3.92	15.93
58	Identify signs and symptoms associated with the use of pharmaceuticals.	3.79	3.93	15.84
23	Identify cardiovascular signs and symptoms indicating health imbalance.	3.85	3.88	15.81
138	Provide information about the herbal therapy prescriptions to patients.	3.71	3.78	15.76
42	Identify Zang Fu disharmony patterns.	3.84	3.77	15.71
126	Instruct patients on use of herbs (e.g., dosage, cooking, application) to produce intended therapeutic effect.	3.65	3.82	15.70
92	Select points to treat muscle or joint mechanism dysfunction.	3.89	3.79	15.68
8	Assess Shen to inform pattern differentiation.	3.87	3.75	15.66
56	Identify signs and symptoms that require emergency management.	3.42	4.36	15.63
64	Translate Traditional Chinese Medicine diagnostic concepts into common Western terminology for patients and health care providers.	3.85	3.73	15.42
18	Identify genitourinary signs and symptoms indicating health imbalance.	3.83	3.72	15.17

Task Number	Task	Mean Importance	Mean Frequency	Task Criticality Index
82	Select Back-Shu points on patients.	3.81	3.72	15.15
53	Identify a measurable metric for assessing treatment efficacy (e.g., outcome measures, questionnaires).	3.72	3.75	15.14
77	Select points on patient extremities to treat conditions occurring in the center.	3.81	3.67	15.05
25	Assess fever and chills to inform pattern differentiation.	3.69	3.75	14.90
59	Perform biomedical physical examination (e.g. observation, auscultation, palpation, vital signs) on patients to determine present health condition.	3.64	3.72	14.90
120	Educate patients regarding therapeutic exercises to treat indicated conditions.	3.73	3.73	14.89
63	Review patient diagnostic reports to gather additional information regarding patient complaint.	3.68	3.73	14.71
154	Develop advertisements regarding services provided in accordance with legal guidelines.	3.24	3.76	14.68
2	Collect information about family health history.	3.97	3.49	14.56
123	Select or develop herbal formulas for patients based on treatment principle (e.g., tonify, sedate, harmonize).	3.51	3.72	14.55
16	Assess thirst and fluid intake to inform pattern differentiation.	3.76	3.59	14.47
125	Select or develop herbal therapies that complement patient acupuncture treatments.	3.50	3.65	14.29
43	Identify Eight Principles categorization.	3.60	3.57	14.29
124	Select or develop herbal formula based on patient constitution.	3.44	3.65	14.15
38	Identify phase of pathogen progression.	3.51	3.57	13.77
113	Perform cupping techniques on patients to treat indicated conditions.	3.52	3.52	13.72
14	Identify food and drink flavor preferences, cravings, and aversions to inform pattern differentiation.	3.64	3.49	13.71
95	Select auricular points on patients.	3.60	3.49	13.71
134	Identify type of herbal therapy indicated for the patient (e.g., powder, granular, raw herb, decoction, patent).	3.40	3.44	13.65
86	Select Extra points on patients.	3.62	3.50	13.64
24	Identify skin conditions and characteristics indicating health imbalance.	3.61	3.53	13.62
89	Select Yuan-Source points on patients.	3.55	3.48	13.55

Task Number	Task	Mean Importance	Mean Frequency	Task Criticality Index
80	Select points along the Muscle channels.	3.51	3.46	13.46
47	Develop a differential diagnosis list for identified disharmony patterns.	3.45	3.44	13.45
22	Identify phlegm characteristics to inform pattern differentiation.	3.52	3.50	13.38
76	Select points from Yin and Yang channels to balance treatment prescription for patients.	3.50	3.42	13.31
55	Refer client to other health care providers based on assessment findings.	3.37	3.73	13.30
15	Identify preferences and aversions related to temperature of food and drinks to inform pattern differentiation.	3.57	3.41	13.24
97	Select trigger points on patients.	3.40	3.39	13.07
115	Perform manual therapy (e.g., Tui Na, acupressure) on patients to treat indicated conditions.	3.35	3.38	13.03
75	Select points on patients to balance point distribution (e.g., right and left, above and below).	3.47	3.32	12.95
26	Identify patient perspiration patterns to inform pattern differentiation.	3.45	3.44	12.93
84	Select Five Shu (Five-Transporting) points on patients.	3.38	3.40	12.89
73	Select points on patient's body using mirroring methods (e.g., elbow-for-knee).	3.41	3.36	12.88
137	Label packaging containing herbal prescriptions following legal guidelines for supplements.	3.00	3.14	12.88
21	Identify mucus characteristics to inform pattern differentiation.	3.41	3.41	12.82
85	Select Confluent points of the Eight Extraordinary channels on patients.	3.40	3.40	12.81
81	Select Front-Mu points on patients.	3.41	3.41	12.80
83	Select Lower He-Sea points on patients to connect channels with respective Fu Organs.*	3.40	3.38	12.67
61	Perform orthopedic examination on patients to determine health condition.	3.22	3.40	12.55
112	Perform electrotherapy (e.g., electroacupuncture, electrostimulation,) on patients to enhance effectiveness of treatment for select conditions.	3.20	3.30	12.46

*NOTE: SMEs changed the task statement to read: "Select He-Sea points on patients to connect channels with respective Fu Organs" (Chapter 5).

Task Number	Task	Mean Importance	Mean Frequency	Task Criticality Index
29	Assess patient sounds, voice quality, and vocal strength to inform pattern differentiation.	3.38	3.28	12.25
60	Perform neurological examination (e.g., sensation, strength) on patients to determine health condition.	3.10	3.36	11.95
27	Identify ocular and visual signs and symptoms indicating health imbalance.	3.25	3.28	11.82
94	Select scalp points on patients.	3.15	3.31	11.61
41	Identify Five Element disharmony patterns.	3.08	3.17	11.59
88	Select Luo-Connecting points on patients.	3.23	3.22	11.56
90	Select Xi-Cleft points on patients to treat acute conditions of the related channel or corresponding Organs.	3.18	3.23	11.51
91	Select Eight Influential points on patients.	3.15	3.19	11.34
127	Identify herbal therapy with equivalent action to Western medications.*	2.93	3.14	11.17
93	Select points to treat a radiculopathy based on dermatome map.	2.99	3.10	11.15
78	Select points on patient that are centrally located to treat conditions occurring in the extremities.	3.09	3.12	11.11
28	Identify auditory signs and symptoms indicating health imbalance.	3.14	3.17	11.10
45	Identify disharmony pattern using Four Levels (i.e., Wei, Qi, Ying, and Xue) of differentiation.	3.02	3.14	11.04
143	Identify and report cases of known or suspected abuse and neglect.	2.36	4.26	10.88
87	Select Intersecting or Crossing points on patients.	3.06	3.11	10.77
136	Obtain certificate of authenticity for herbs from the manufacturer.	2.52	2.97	10.59
54	Collaborate with primary physicians and other health care providers to identify the most effective treatment for patients.	2.84	3.27	10.58
144	Identify and report cases of communicable disease.	2.28	4.14	10.44
96	Select points according to the Five Elements theory.	2.86	3.00	10.42
98	Select motor points on patients.	2.89	2.99	10.41

*NOTE: SMEs changed the task statement to read: "Identify herbal therapy with similar and complementary action to Western medications" (Chapter 5).

Task Number	Task	Mean Importance	Mean Frequency	Task Criticality Index
44	Identify disharmony pattern using Six Stages (i.e., Shang Han Lun) of differentiation.	2.83	3.04	10.23
117	Apply ear seeds to treat indicated conditions.	2.88	2.91	9.83
34	Assess patient odors to inform pattern differentiation.	2.85	2.94	9.69
109	Apply moxibustion techniques on patients to treat indicated conditions.	2.54	3.00	9.48
46	Identify disharmony pattern using Triple Burner (i.e., San Jiao) differentiation.	2.60	2.81	9.09
135	Inspect raw herbs for authenticity and purity (e.g., appearance, taste, smell, texture).	2.12	2.47	8.69
114	Perform Gua Sha techniques to treat indicated conditions.	2.44	2.72	8.60
139	Prepare raw herbs following safety guidelines.	1.97	2.37	8.52
62	Order diagnostic tests to determine health condition.	2.23	2.79	8.17
118	Apply herbal plaster therapy to treat indicated conditions.	1.89	2.28	6.28
74	Select points on patient in accordance with midnight-noon ebb-flow principles (e.g., chrono-acupuncture, Zi Wu Liu Zhu theory, Horary points).	1.91	2.25	6.23
110	Apply intradermal needles to treat indicated conditions.	1.48	1.87	4.74
119	Apply kinesiology tape to patients to treat indicated conditions.	1.23	1.61	3.89
111	Perform laser acupuncture to treat indicated conditions.	0.57	0.95	1.86

NOTE: Shaded task statements were not included on the examination outline (Chapter 4).

APPENDIX C | KNOWLEDGE MEAN IMPORTANCE RATINGS

Number	Knowledge Statement	Mean Importance
68	Knowledge of signs and symptoms of emergency conditions.	4.65
193	Knowledge of standards and procedures for the Clean Needle Technique.	4.64
195	Knowledge of methods for isolating used needles.	4.63
196	Knowledge of legal requirements for disposal of contaminated materials.	4.63
197	Knowledge of laws and regulations that define scope of practice and professional competence for acupuncturists.	4.63
192	Knowledge of the risks of infectious diseases in the practitioner and patient environment.	4.62
198	Knowledge of laws and regulations pertaining to unprofessional conduct for California-licensed acupuncturists.	4.62
200	Knowledge of ethical and professional standards for licensed acupuncturists.	4.62
184	Knowledge of legal requirements pertaining to confidentiality of patient information (i.e., HIPAA).	4.61
133	Knowledge of points and patient conditions that require needling with caution.	4.60
185	Knowledge of legal requirements pertaining to disclosure of patient information.	4.59
194	Knowledge of legal requirements for maintaining clinical environments in accordance with OSHA requirements and clinical standards.	4.59
132	Knowledge of points and patient conditions that are contraindicated for needling.	4.58
189	Knowledge of legal and ethical requirements pertaining to informed consent.	4.58
191	Knowledge of infection control guidelines.	4.58
183	Knowledge of legal requirements pertaining to maintenance and retention of patient records.	4.54
181	Knowledge of legal requirements and professional standards pertaining to documentation of assessment, treatment, and patient response.	4.53
131	Knowledge of signs and symptoms of patient distress.	4.52
134	Knowledge of potential side effects of acupuncture treatment.	4.52
1	Knowledge of interview techniques for obtaining information about patient health.	4.50
186	Knowledge of legal requirements pertaining to reporting of child, elder, and dependent adult abuse and neglect.	4.50
182	Knowledge of professional standards for writing medical records and reports.	4.48
2	Knowledge of observational techniques for obtaining information about patient health.	4.46
72	Knowledge of human anatomy, physiology, and pathology.	4.46

Number	Knowledge Statement	Mean Importance
187	Knowledge of legal requirements pertaining to reporting of communicable disease.	4.46
188	Knowledge of indicators of child, elder, and dependent adult abuse and neglect.	4.46
199	Knowledge of legal requirements pertaining to advertisement and dissemination of information about professional qualifications and services.	4.43
130	Knowledge of recommended needling depths and angles.	4.41
94	Knowledge of treatment modification based on patient response to treatment.	4.40
190	Knowledge of methods to assess patient capacity to make health care decisions.	4.40
67	Knowledge of clinical conditions that require patient referral to other health care providers.	4.39
88	Knowledge of the clinical actions and indications of points.	4.38
69	Knowledge of methods for administering cardiopulmonary resuscitation.	4.37
4	Knowledge of palpation examination methods and techniques.	4.36
70	Knowledge of methods for providing first aid treatment.	4.36
66	Knowledge of methods for evaluating patient progress.	4.34
38	Knowledge of methods and procedures for assessing pain.	4.33
125	Knowledge of anatomical landmarks and proportional measurements used in point location.	4.33
16	Knowledge of effects of lifestyle factors on health.	4.32
18	Knowledge of effects of dietary habits and nutrition on health and wellness.	4.32
89	Knowledge of the interrelationships between points, channels, and internal Organs.	4.32
135	Knowledge of principles for selecting needles.	4.32
17	Knowledge of sleep patterns indicating health imbalance.	4.31
129	Knowledge of patient positions for locating and needling acupuncture points.	4.30
74	Knowledge of normal range of vital signs.	4.29
91	Knowledge of principles for choosing local points.	4.26
158	Knowledge of lifestyle changes and stress reduction techniques that improve health condition.	4.26
174	Knowledge of herbs and combinations of herbs that are toxic or produce undesired side effects.	4.25
160	Knowledge of dietary modifications to support patient treatment goals.	4.24
169	Knowledge of cautions and contraindications related to herbs and herbal formulas.	4.24

Number	Knowledge Statement	Mean Importance
161	Knowledge of therapeutic uses, indications, contraindications, and side effects of herbs and herbal formulas.	4.23
87	Knowledge of techniques to communicate assessment findings, diagnoses, and treatment plans to patients or other health care providers.	4.21
90	Knowledge of principles for combining distal and proximal points.	4.21
81	Knowledge of common Western medical conditions, terminology, and definitions.	4.20
92	Knowledge of principles for combining points from different channels.	4.19
15	Knowledge of external factors (e.g., stress, pollutants, noise, climate) that affect health.	4.18
23	Knowledge of gastrointestinal signs and symptoms associated with disharmony patterns.	4.17
73	Knowledge of procedures for obtaining vital signs.	4.17
102	Knowledge of the therapeutic use of Ashi points.	4.17
145	Knowledge of indications, contraindications, and side effects of cupping.	4.17
6	Knowledge of signs and symptoms associated with use of supplements and herbs.	4.16
43	Knowledge of methods for integrating assessment information to develop a differential diagnosis.	4.16
93	Knowledge of principles for choosing points according to channel theory.	4.16
159	Knowledge of therapeutic exercises to support patient treatment goals.	4.16
14	Knowledge of emotions associated with disharmony patterns.	4.15
83	Knowledge of interactions between commonly used supplements, herbs, foods, and Western medications.	4.15
171	Knowledge of effective dosages of herbs and herbal supplements.	4.15
39	Knowledge of tongue characteristics associated with disharmony patterns.	4.14
40	Knowledge of radial pulse characteristics associated with patterns of disharmony.	4.14
44	Knowledge of methods for integrating tongue and pulse characteristics to identify disharmony patterns.	4.14
8	Knowledge of clinical indicators of the level and quality of Qi.	4.13
84	Knowledge of actions and side effects of commonly used supplements.	4.13
168	Knowledge of interactions between herbal therapies, supplements, and Western medications.	4.13
63	Knowledge of the effectiveness of combining treatment strategies in developing a treatment plan.	4.12

Number	Knowledge Statement	Mean Importance
25	Knowledge of signs and symptoms of gynecological and reproductive functioning associated with disharmony patterns.	4.11
29	Knowledge of cardiovascular signs and symptoms associated with disharmony patterns.	4.11
48	Knowledge of the functions, distribution, and clinical significance of the channels.	4.11
78	Knowledge of neuromusculoskeletal conditions.	4.11
85	Knowledge of the relationship between Western disease diagnoses and Traditional Chinese Medicine patterns.	4.11
46	Knowledge of the relationship between the Zang Fu and vital substances (i.e., the Liver stores the Blood).	4.10
86	Knowledge of Western medical diagnoses and physiological processes involved with disease progression.	4.10
126	Knowledge of needle manipulation techniques.	4.10
162	Knowledge of categories of herbs and herbal formulas.	4.10
5	Knowledge of effects of patient and family health history on current health status.	4.08
50	Knowledge of methods for prioritizing indicators of disharmony to develop a differential diagnosis.	4.08
82	Knowledge of the classification, clinical indications, contraindications, and side effects of commonly prescribed Western medications.	4.08
128	Knowledge of the impact of patient constitution and condition on duration of needle retention.	4.08
173	Knowledge of the relationships between herbal formulas and treatment principles.	4.08
151	Knowledge of indications, contraindications, and side effects of heat therapy.	4.07
7	Knowledge of clinical indicators of the level and quality of Blood.	4.06
75	Knowledge of methods and procedures for assessing neuromusculoskeletal function and integrity.	4.06
45	Knowledge of the relationship between the Organs and channels in disease progression and transformation.	4.05
47	Knowledge of clinical indicators associated with disease of the channels.	4.05
13	Knowledge of signs and symptoms of psychosocial dysfunction associated with disharmony patterns.	4.04
71	Knowledge of biomedical physical examination methods and techniques (e.g. observation, auscultation, palpation, vital signs).	4.04
163	Knowledge of the effects of herbs and herbal formulas on channels and Organs.	4.04

Number	Knowledge Statement	Mean Importance
32	Knowledge of patient's sensations of heat and cold associated with health imbalance.	4.03
178	Knowledge of herbal formula recommendations based upon patient constitution.	4.03
144	Knowledge of cupping techniques.	4.02
175	Knowledge of methods for modifying herbal formulas to treat changes in patient condition.	4.02
10	Knowledge of clinical manifestations of Shen.	4.01
12	Knowledge of the associations between patient physical characteristics and disharmony patterns.	4.01
26	Knowledge of respiratory signs and symptoms associated with disharmony patterns.	4.01
170	Knowledge of interactions between diet and herbal therapies.	4.01
176	Knowledge of the effects of processing on efficacy and toxicity of herbs.	4.01
105	Knowledge of principles for choosing Back-Shu points in treatment.	4.00
143	Knowledge of indications, contraindications, and side effects of electrotherapy.	4.00
31	Knowledge of fever and chills associated with disharmony patterns.	3.99
49	Knowledge of principles for treating root versus branch disharmony patterns.	3.99
149	Knowledge of indications, contraindications, and side effects of manual therapy.	3.99
24	Knowledge of genitourinary signs and symptoms associated with disharmony patterns.	3.97
164	Knowledge of modifications of herbal formulas.	3.97
3	Knowledge of listening and smelling techniques for obtaining information about patient health.	3.96
59	Knowledge of the clinical indications associated with Zang Fu disharmonies.	3.95
80	Knowledge of clinical significance of common diagnostic and laboratory tests used for diagnostic and treatment purposes.	3.95
165	Knowledge of the synergistic and antagonist relationships of ingredients in herbal formulas.	3.95
11	Knowledge of clinical manifestations of Body Fluids.	3.93
33	Knowledge of conditions associated with abnormal localized temperature upon palpation.	3.93
9	Knowledge of clinical indicators of Essence.	3.92
53	Knowledge of the functions of and the relationship between the Zang Fu and the channels.	3.92

Number	Knowledge Statement	Mean Importance
127	Knowledge of needle retention methods for patterns of disharmony.	3.92
60	Knowledge of methods for identifying simultaneous Zang Fu disharmonies.	3.91
62	Knowledge of development of treatment principles based on different theories of pattern differentiation.	3.91
172	Knowledge of the principles and guidelines for herbal formula preparation.	3.91
101	Knowledge of principles for choosing points on the extremities to treat conditions occurring in the center.	3.90
42	Knowledge of disease progression from superficial to deep levels of the human body.	3.89
110	Knowledge of principles for choosing Extra points.	3.89
150	Knowledge of heat therapy techniques.	3.89
64	Knowledge of treatment strategies for using tonification and sedation points.	3.88
137	Knowledge of indications, contraindications, and side effects of moxibustion.	3.88
103	Knowledge of the therapeutic use of points along the Muscle channels.	3.87
30	Knowledge of skin characteristics and conditions associated with disharmony patterns.	3.86
65	Knowledge of the association between stimulation techniques and treatment principles.	3.86
76	Knowledge of pathways and functions of cranial nerves for determination of neurological pathology.	3.86
104	Knowledge of principles for choosing Front-Mu points in treatment.	3.86
177	Knowledge of forms (e.g., raw, granules, pill) used for administering herbs.	3.86
28	Knowledge of phlegm characteristics in relation to disharmony patterns.	3.85
34	Knowledge of abnormal perspiration associated with disharmony patterns.	3.84
120	Knowledge of auricular point selection principles.	3.84
142	Knowledge of electrotherapy techniques.	3.84
99	Knowledge of principles for choosing points on the front and back to regulate internal Organs.	3.83
148	Knowledge of manual therapy techniques.	3.83
19	Knowledge of food and drink flavor preferences, cravings, and aversions associated with disharmony patterns.	3.82
167	Knowledge of the association between therapeutic effects of points and herbal therapy.	3.82
21	Knowledge of thirst characteristics associated with patterns of disharmony.	3.81
22	Knowledge of relationship between fluid intake and disharmony patterns.	3.81

Number	Knowledge Statement	Mean Importance
115	Knowledge of the therapeutic use of tonification and sedation techniques.	3.81
27	Knowledge of mucus characteristics in relation to disharmony patterns.	3.80
77	Knowledge of dermatome technique for assessment of neuromuscular pathology.	3.80
55	Knowledge of the Eight Principles theory and pattern differentiation methods.	3.79
97	Knowledge of therapeutic effects of needling points on the opposite side of the body from the location of the condition.	3.78
109	Knowledge of principles for choosing Confluent points of the Eight Extraordinary channels.	3.78
106	Knowledge of principles for combining Front-Mu points and Back-Shu points to balance treatment.	3.77
108	Knowledge of principles for choosing Five Shu (Five-Transporting) points.	3.77
113	Knowledge of principles for choosing Yuan-Source points.	3.77
153	Knowledge of indications, contraindications, and side effects of ear seeds application.	3.77
166	Knowledge of the hierarchical principles governing herbal formulas.	3.77
20	Knowledge of food and drink temperature preferences and aversions associated with disharmony patterns.	3.76
98	Knowledge of the principles for balancing the points on the upper part of the body with those of the lower part.	3.76
107	Knowledge of principles for choosing Lower He-Sea points.*	3.73
147	Knowledge of indications, contraindications, and side effects of Gua Sha.	3.70
35	Knowledge of ocular signs and symptoms associated with disharmony patterns.	3.68
36	Knowledge of auditory signs and symptoms associated with disharmony patterns.	3.67
114	Knowledge of principles for choosing Xi-Cleft points.	3.67
61	Knowledge of functions and disharmonies associated with Vital Substances.	3.66
124	Knowledge of principles and indications for selecting trigger points.	3.66
136	Knowledge of moxibustion (i.e., direct and indirect) techniques.	3.66
180	Knowledge of requirements for labeling of containers used for storing or dispensing of herbal preparations.	3.66
37	Knowledge of the relationship between quality and strength of voice and patterns of disharmony.	3.65
117	Knowledge of principles for choosing Eight Influential points.	3.63

*NOTE: SMEs changed the knowledge statement to read: "Knowledge of principles for choosing He-Sea points" (Chapter 5).

Number	Knowledge Statement	Mean Importance
79	Knowledge of patient genetics and heredity associated with symptom development.	3.62
119	Knowledge of scalp point selection principles.	3.61
152	Knowledge of the application of ear seeds.	3.61
112	Knowledge of principles for choosing Luo-Connecting points.	3.60
100	Knowledge of principles for choosing points in the center to treat conditions occurring on extremities.	3.57
41	Knowledge of methods for obtaining pulse information from various locations on the body.	3.56
179	Knowledge of methods for ensuring authenticity and purity of raw herbs.	3.55
96	Knowledge of clinical significance of the sequence in which needles are inserted.	3.51
54	Knowledge of the Five Elements theory and pattern differentiation methods.	3.50
52	Knowledge of the interrelationships of the Five Elements and clinical indications of disharmony.	3.49
123	Knowledge of principles and indications for selecting motor points.	3.48
146	Knowledge of Gua Sha techniques.	3.48
121	Knowledge of dermatome map for point selection.	3.47
111	Knowledge of principles for choosing Intersecting or Crossing points of channels.	3.43
116	Knowledge of principles for choosing Four Seas points.	3.43
57	Knowledge of the Six Stages (Shang Han Lun) theory and pattern differentiation methods.	3.41
122	Knowledge of point selection using the Five Elements theory.	3.38
58	Knowledge of the Four Levels theory and pattern differentiation methods.	3.37
118	Knowledge of principles for choosing Mother and Son points (Four Needle Technique).	3.27
56	Knowledge of the Triple Burner theory and pattern differentiation methods.	3.26
155	Knowledge of indications, contraindications, and side effects of herbal plaster therapy.	3.23
51	Knowledge of the Five Spirits theory and pattern differentiation methods.	3.14
139	Knowledge of indications, contraindications, and side effects of application of intradermal needles.	3.14
95	Knowledge of clinical significance of selecting points based upon specific time of day.	3.08
154	Knowledge of the application of herbal plaster.	3.00

NOTE: Shaded knowledge statements were not included on the examination outline (Chapter 4).

Number	Knowledge Statement	Mean Importance
138	Knowledge of application of intradermal needles.	2.89
157	Knowledge of indications, contraindications, and side effects of kinesiology tape application.	2.70
156	Knowledge of the application of kinesiology tape to patient's body.	2.47
141	Knowledge of indications, contraindications, and side effects of laser acupuncture.	2.30
140	Knowledge of methods and procedures for laser acupuncture.	2.02

NOTE: Shaded knowledge statements were not included on the examination outline (Chapter 4).

APPENDIX D | INVITATION TO PRACTITIONERS



CALIFORNIA
ACUPUNCTURE
BOARD

1747 North Market Blvd., Suite 180
Sacramento, CA 95834
P 916.515.5200 F 916.928.2204
www.acupuncture.ca.gov



March 1, 2021

Dear Licensed Acupuncturist,

The Acupuncture Board (Board), is conducting an occupational analysis (OA) of the acupuncture profession in California. This survey was developed by several groups of licensed acupuncturists. We invite licensees to complete the OA survey to identify the knowledge, skills, and abilities required to perform the current practice of California licensed acupuncturists. Results of the occupational analysis will be used to update and improve the California Acupuncture Licensing Examination. Participation by the licensed community will help define what is required to practice acupuncture safely and effectively at the time of licensure.

The Board encourages the participation of California Acupuncturists to ensure all aspects of the profession's practices are recorded in this survey so that the results accurately reflect the practice of acupuncture in California.

The Board understands that our licensees' professional time is valuable, and in acknowledgement of that effort, is offering continuing education units in recognition of this important feedback. Participation in the occupational analysis is essential to this process. The Board requires responses from many licensees to achieve a more accurate representation of the different acupuncture practice areas and geographic locations. Individual responses to the survey questions will be kept confidential and will not be tied to your license or personal information.

Upon completion of the entire survey, participating acupuncturists will receive four (4) Category 1 Distance Continuing Education (CE) hours. The Board will issue CE Certificates of Completion four to six weeks after the survey closes.

To access the survey use this link: <https://www.surveymonkey.com/r/AcupuncturistOA2021>. Licensees can also go to the Board's website at <https://www.acupuncture.ca.gov>. On the main page, under the "What's New" section, click on "Acupuncturist Occupational Analysis Survey."

Please complete the OA survey and submit your responses by May 5, 2021.

The survey is available 24 hours a day/seven days a week and does not need to be completed in a single session. Participants will be able to return to the survey without losing responses if the survey is reopened from the same computer with the same web browser.

We value your contribution to this project and your dedication to the exemplary practice of Acupuncture in California.

Sincerely,

Dr. Amy Matecki M.D., L.Ac

Acupuncture Board President

APPENDIX E | QUESTIONNAIRE



2021 Acupuncturist Occupational Analysis Survey

Message from the California Acupuncture Board

Dear Licensed Acupuncturist:

Thank you for participating in this study of the acupuncture profession in California, a project of the California Acupuncture Board (Board). For completing all questions on this survey, you will receive 4 continuing education credits.*

The Board is conducting an occupational analysis of the acupuncturist practice in California. The Board is collecting information about the tasks performed by acupuncturists in California and the knowledge required to perform those tasks. We will use this information to ensure that the examination used for licensure of acupuncturists reflects current acupuncture practice in California.

Please take the time to complete the survey as it relates to your work as an acupuncturist.

For your convenience, you do not have to complete the survey in a single session. You can resume where you stopped as long as you reopen the survey from the same computer and use the same web browser. Before you exit, complete the page that you are on. The program will save responses only on completed pages. The weblink is available 24 hours a day, 7 days a week.

Your responses will be kept confidential. They will not be tied to your license or personal information. Individual responses will be combined with responses from other acupuncturists and only group data will be analyzed.

If you have any questions or need assistance, please send an email to acupuncturistOA@dca.ca.gov.

To begin the survey, click **Next**. Please submit the completed survey by **May 5, 2021**.

*The Board will issue 4 hours of Category 1 Distance Continuing Education for **fully completed surveys only**. Credits will be issued within 4-6 weeks after the survey closes. You will be asked to submit your name, license number, and a current email address at the end of the survey so that the Board can issue your credits. The information you provide here will be used only to issue your credits and will not be linked to your survey responses.

We welcome your feedback and appreciate your time!

Thank you!

The California Acupuncture Board



2021 Acupuncturist Occupational Analysis Survey

Part I - Personal Data

Complete this survey only if you are currently licensed as an acupuncturist in California.

The Board recognizes that every acupuncturist may not perform all of the tasks and use all of the knowledge contained in this survey. However, your participation is essential to the success of this study, and your contributions will help establish standards for safe and effective acupuncturist practice in the State of California.

The information you provide here is voluntary and confidential. It will be treated as personal information subject to the Information Practices Act (Civil Code section 1798 et seq.) and will be used only for the purpose of analyzing the data from this survey.

* 1. Are you currently licensed as an acupuncturist in California?

- Yes
 No



2021 Acupuncturist Occupational Analysis Survey

Part I - Personal Data

* 2. Are you currently working as an acupuncturist?

Yes

No



2021 Acupuncturist Occupational Analysis Survey

Part I - Personal Data

*** 3. Have you worked as an acupuncturist within the past 18 months?**

Yes

No



2021 Acupuncturist Occupational Analysis Survey

Part I - Personal Data

If you currently work as a licensed acupuncturist, please answer the questions as they pertain to your current work.

If you previously answered that you do not currently work as a licensed acupuncturist, then answer the questions as they pertain to the most recent employment you held as a licensed acupuncturist.

* 4. How long have you been licensed as an acupuncturist in California?

- 0 to 5 years
- 6 to 10 years
- 11 to 15 years
- 16 to 20 years
- 21 to 25 years
- 26 to 30 years
- More than 30 years

5. On average, how many hours per week do you work as a licensed acupuncturist?

- 0 to 10 hours
- 11 to 20 hours
- 21 to 30 hours
- 31 to 40 hours
- 41 or more hours

6. On average, how many patients do you see per week as a licensed acupuncturist?

- 0 to 10 patients
- 11 to 20 patients
- 21 to 30 patients
- 31 to 50 patients
- 51 or more patients

7. Which best describes the location of your primary work setting?

- Urban (more than 50,000 people)
- Rural (fewer than 50,000 people)

* 8. How would you describe your primary practice setting?

- Sole proprietor
- Group acupuncture practice
- Group multidisciplinary practice
- Community acupuncture clinic
- Acupuncture medical group (Inc. or LLC)
- Hospital
- Spa
- Mobile practice (house calls / home visits)
- Multiple settings
- Telehealth
- Educational institution (e.g., instructor)
- Other (please specify)



2021 Acupuncturist Occupational Analysis Survey

Part I - Personal Data

If you currently work as a licensed acupuncturist, please answer the questions as they pertain to your current work.

If you previously answered that you do not currently work as a licensed acupuncturist, then answer the questions as they pertain to the most recent employment you held as a licensed acupuncturist.

9. How would you describe your employment status?

- Self-employed
- Independent contractor
- Hourly employee
- Salaried employee
- Commissioned employee

10. In your primary practice setting, what is the primary way your patients pay for services?

(Select all that apply.)

- Cash
- Health insurance (e.g., HMO, PPO)
- Workers' compensation
- Medicaid/Medicare
- Personal injury
- Veterans affairs
- Other (please specify)

11. Over the past 12 months, what percentage of your time spent providing patient care involved providing telehealth services?

- None, I did not use telehealth to provide patient care.
- 0 to 5 percent
- 6 to 10 percent
- 11 to 20 percent
- 21 to 30 percent
- 31 to 50 percent
- 51 to 75 percent
- 76 to 95 percent
- 96 to 100 percent

* 12. Which of the following treatment categories best describes the primary focus of your acupuncture practice? (Select up to 3 options.)

- | | | |
|---|---|--|
| <input type="checkbox"/> Addiction | <input type="checkbox"/> Geriatrics | <input type="checkbox"/> Pain management |
| <input type="checkbox"/> Cardiovascular | <input type="checkbox"/> Immune disorders | <input type="checkbox"/> Pediatrics |
| <input type="checkbox"/> Dermatological or cosmetic | <input type="checkbox"/> Men's health | <input type="checkbox"/> Respiratory |
| <input type="checkbox"/> Endocrine health | <input type="checkbox"/> Mental health | <input type="checkbox"/> Sports medicine |
| <input type="checkbox"/> Fertility | <input type="checkbox"/> Neurological | <input type="checkbox"/> Women's health |
| <input type="checkbox"/> Gastrointestinal | <input type="checkbox"/> Oncology support | |
| <input type="checkbox"/> General | <input type="checkbox"/> Orthopedics | |
| <input type="checkbox"/> Other (please specify) | | |

13. Over the last 12 months, which of the following treatment categories have you applied most often with your patients? (Select one.)

- | | | |
|--|--|---------------------------------------|
| <input type="radio"/> Addiction | <input type="radio"/> Geriatrics | <input type="radio"/> Pain management |
| <input type="radio"/> Cardiovascular | <input type="radio"/> Immune disorders | <input type="radio"/> Pediatrics |
| <input type="radio"/> Dermatological or cosmetic | <input type="radio"/> Men's health | <input type="radio"/> Respiratory |
| <input type="radio"/> Endocrine health | <input type="radio"/> Mental health | <input type="radio"/> Sports medicine |
| <input type="radio"/> Fertility | <input type="radio"/> Neurological | <input type="radio"/> Women's health |
| <input type="radio"/> Gastrointestinal | <input type="radio"/> Oncology support | |
| <input type="radio"/> General | <input type="radio"/> Orthopedics | |
| <input type="radio"/> Other (please specify) | | |

14. Which of the following treatment modalities do you use as an acupuncturist? (Select all that apply.)

- | | | |
|---|---|--|
| <input type="checkbox"/> Acupuncture | <input type="checkbox"/> Exercise | <input type="checkbox"/> Kinesiology tape |
| <input type="checkbox"/> Breathing techniques | <input type="checkbox"/> Gua Sha | <input type="checkbox"/> Laser acupuncture |
| <input type="checkbox"/> Cupping | <input type="checkbox"/> Heat therapy | <input type="checkbox"/> Manual therapy |
| <input type="checkbox"/> Diet and nutrition | <input type="checkbox"/> Herbal plaster | <input type="checkbox"/> Moxibustion |
| <input type="checkbox"/> Ear seeds | <input type="checkbox"/> Herbal therapy | |
| <input type="checkbox"/> Electroacupuncture | <input type="checkbox"/> Infrared therapy | |
| <input type="checkbox"/> Other (please specify) | | |

15. What treatment modality have you used most often in your practice over the last 12 months? (Select one.)

- | | | |
|--|--|---|
| <input type="radio"/> Acupuncture | <input type="radio"/> Exercise | <input type="radio"/> Kinesiology tape |
| <input type="radio"/> Breathing techniques | <input type="radio"/> Gua Sha | <input type="radio"/> Laser acupuncture |
| <input type="radio"/> Cupping | <input type="radio"/> Heat therapy | <input type="radio"/> Manual therapy |
| <input type="radio"/> Diet and nutrition | <input type="radio"/> Herbal plaster | <input type="radio"/> Moxibustion |
| <input type="radio"/> Ear seeds | <input type="radio"/> Herbal therapy | |
| <input type="radio"/> Electroacupuncture | <input type="radio"/> Infrared therapy | |
| <input type="radio"/> Other (please specify) | | |

16. What is your native language?

- English
- Chinese
- Korean
- Spanish
- Other (please specify)



2021 Acupuncturist Occupational Analysis Survey

Part I - Personal Data

If you currently work as a licensed acupuncturist, please answer the questions as they pertain to your current work.

If you previously answered that you do not currently work as a licensed acupuncturist, then answer the questions as they pertain to the most recent employment you held as a licensed acupuncturist.

17. What language is spoken by the majority of your patients?

- English
- Chinese
- Korean
- Spanish
- Other (please specify)

18. What is the highest level of education you have achieved in acupuncture or Asian medicine?

- Associate degree
- Bachelor's degree
- Master's degree
- Doctorate
- Certificate
- Other formal education (please specify)

19. Do you hold any other professional license issued by the State of California?

- Chiropractor
- Naturopathic Doctor
- Physician
- Veterinarian
- Registered Veterinary Technician
- Registered Nurse or Nurse Practitioner
- Massage Therapist
- Physical Therapist
- Esthetician
- Athletic trainer
- Psychologist, LMFT, LPCC, LCSW
- Other (please specify)

20. What is the approximate gross annual income generated from your employment as a licensed acupuncturist?

- Under \$15,000
- Between \$15,000 and \$29,999
- Between \$30,000 and \$49,999
- Between \$50,000 and \$74,999
- Between \$75,000 and \$99,999
- Between \$100,000 and \$149,999
- Between \$150,000 and \$200,000
- Over \$200,000

21. Do you feel that you are able to earn a living wage from your employment as a licensed acupuncturist?

- Yes
- No

22. How was your income from acupuncture practice affected by the COVID-19 pandemic?

- My income increased significantly
- My income increased slightly
- My income remained the same as before
- My income decreased slightly
- My income decreased significantly

23. Do you feel that your acupuncture training program prepared you for your first year in practice?

- Yes
- No

24. During your education and training, what subjects would have been beneficial to adequately prepare you for your first year in practice?

- Practice management and business skills
- Patient education and counseling
- Additional clinical practice hours
- Clinical experience in diverse practice settings
- Clinical experience with diverse patient populations
- Insurance billing
- Other (please specify)

25. What reference materials are most useful to you during your daily acupuncture practice activities? Please specify.



2021 Acupuncturist Occupational Analysis Survey

Part I - Personal Data

If you currently work as a licensed acupuncturist, please answer the questions as they pertain to your current work.

If you previously answered that you do not currently work as a licensed acupuncturist, then answer the questions as they pertain to the most recent employment you held as a licensed acupuncturist.

* 26. Where do you perform the majority of your work?

- California
- U.S. state other than California
- Outside of the U.S. (please specify the country)



2021 Acupuncturist Occupational Analysis Survey

Part I - Personal Data

If you currently work as a licensed acupuncturist, please answer the questions as they pertain to your current work.

If you previously answered that you do not currently work as a licensed acupuncturist, then answer the questions as they pertain to the most recent employment you held as a licensed acupuncturist.

* 27. In what California county do you perform the majority of your work?

- | | | |
|------------------------------------|---------------------------------------|-------------------------------------|
| <input type="radio"/> Alameda | <input type="radio"/> Marin | <input type="radio"/> San Mateo |
| <input type="radio"/> Alpine | <input type="radio"/> Mariposa | <input type="radio"/> Santa Barbara |
| <input type="radio"/> Amador | <input type="radio"/> Mendocino | <input type="radio"/> Santa Clara |
| <input type="radio"/> Butte | <input type="radio"/> Merced | <input type="radio"/> Santa Cruz |
| <input type="radio"/> Calaveras | <input type="radio"/> Modoc | <input type="radio"/> Shasta |
| <input type="radio"/> Colusa | <input type="radio"/> Mono | <input type="radio"/> Sierra |
| <input type="radio"/> Contra Costa | <input type="radio"/> Monterey | <input type="radio"/> Siskiyou |
| <input type="radio"/> Del Norte | <input type="radio"/> Napa | <input type="radio"/> Solano |
| <input type="radio"/> El Dorado | <input type="radio"/> Nevada | <input type="radio"/> Sonoma |
| <input type="radio"/> Fresno | <input type="radio"/> Orange | <input type="radio"/> Stanislaus |
| <input type="radio"/> Glenn | <input type="radio"/> Placer | <input type="radio"/> Sutter |
| <input type="radio"/> Humboldt | <input type="radio"/> Plumas | <input type="radio"/> Tehama |
| <input type="radio"/> Imperial | <input type="radio"/> Riverside | <input type="radio"/> Trinity |
| <input type="radio"/> Inyo | <input type="radio"/> Sacramento | <input type="radio"/> Tulare |
| <input type="radio"/> Kern | <input type="radio"/> San Benito | <input type="radio"/> Tuolumne |
| <input type="radio"/> Kings | <input type="radio"/> San Bernardino | <input type="radio"/> Ventura |
| <input type="radio"/> Lake | <input type="radio"/> San Diego | <input type="radio"/> Yolo |
| <input type="radio"/> Lassen | <input type="radio"/> San Francisco | <input type="radio"/> Yuba |
| <input type="radio"/> Los Angeles | <input type="radio"/> San Joaquin | |
| <input type="radio"/> Madera | <input type="radio"/> San Luis Obispo | |



2021 Acupuncturist Occupational Analysis Survey

Part I - Personal Data

If you currently work as a licensed acupuncturist, please answer the questions as they pertain to your current work.

If you previously answered that you do not currently work as a licensed acupuncturist, then answer the questions as they pertain to the most recent employment you held as a licensed acupuncturist.

* 28. In what U.S. state or district do you perform the majority of your work?

- | | | |
|--|--------------------------------------|--------------------------------------|
| <input type="radio"/> Alabama | <input type="radio"/> Kentucky | <input type="radio"/> North Dakota |
| <input type="radio"/> Alaska | <input type="radio"/> Louisiana | <input type="radio"/> Ohio |
| <input type="radio"/> Arizona | <input type="radio"/> Maine | <input type="radio"/> Oklahoma |
| <input type="radio"/> Arkansas | <input type="radio"/> Maryland | <input type="radio"/> Oregon |
| <input type="radio"/> California | <input type="radio"/> Massachusetts | <input type="radio"/> Pennsylvania |
| <input type="radio"/> Colorado | <input type="radio"/> Michigan | <input type="radio"/> Rhode Island |
| <input type="radio"/> Connecticut | <input type="radio"/> Minnesota | <input type="radio"/> South Carolina |
| <input type="radio"/> Delaware | <input type="radio"/> Mississippi | <input type="radio"/> South Dakota |
| <input type="radio"/> District of Columbia | <input type="radio"/> Missouri | <input type="radio"/> Tennessee |
| <input type="radio"/> Florida | <input type="radio"/> Montana | <input type="radio"/> Texas |
| <input type="radio"/> Georgia | <input type="radio"/> Nebraska | <input type="radio"/> Utah |
| <input type="radio"/> Hawaii | <input type="radio"/> Nevada | <input type="radio"/> Vermont |
| <input type="radio"/> Idaho | <input type="radio"/> New Hampshire | <input type="radio"/> Virginia |
| <input type="radio"/> Illinois | <input type="radio"/> New Jersey | <input type="radio"/> Washington |
| <input type="radio"/> Indiana | <input type="radio"/> New Mexico | <input type="radio"/> West Virginia |
| <input type="radio"/> Iowa | <input type="radio"/> New York | <input type="radio"/> Wisconsin |
| <input type="radio"/> Kansas | <input type="radio"/> North Carolina | <input type="radio"/> Wyoming |
| <input type="radio"/> Other (please specify) | | |



2021 Acupuncturist Occupational Analysis Survey

Part II - Task Ratings

INSTRUCTIONS FOR RATING TASK STATEMENTS

This part of the survey contains **158** task statements. Please rate each task as it relates to your most recent practice as a licensed acupuncturist.

The boxes for rating the **Frequency** and **Importance** of each task have drop-down lists. Click on the "down" arrow in each box to see the rating options, and then select the value that applies to your practice.

If the task is not part of your practice, rate the task "0" (zero) frequency and "0" (zero) importance.

29. Please rate the following tasks based on how often you perform the task (Frequency) and how important the task is for effective performance of your practice (Importance).

ASSESSMENT AND DIAGNOSIS

	Frequency	Importance
1. Identify patient's chief complaint.	<input type="text"/>	<input type="text"/>
2. Collect information about family health history.	<input type="text"/>	<input type="text"/>
3. Collect information about patient health history.	<input type="text"/>	<input type="text"/>
4. Identify supplements and herbs that the patient is taking.	<input type="text"/>	<input type="text"/>
5. Identify signs and symptoms associated with use of supplements and herbs.	<input type="text"/>	<input type="text"/>
6. Assess emotional health to inform pattern differentiation.	<input type="text"/>	<input type="text"/>
7. Evaluate level and quality of Qi to inform pattern differentiation.	<input type="text"/>	<input type="text"/>
8. Assess Shen to inform pattern differentiation.	<input type="text"/>	<input type="text"/>
9. Assess patient physical characteristics to inform pattern differentiation.	<input type="text"/>	<input type="text"/>
10. Identify external factors (e.g., stress, pollutants, noise, climate) influencing health.	<input type="text"/>	<input type="text"/>
11. Identify lifestyle factors influencing health.	<input type="text"/>	<input type="text"/>
12. Identify patient sleep patterns to inform pattern differentiation.	<input type="text"/>	<input type="text"/>
13. Identify dietary habits to inform pattern differentiation.	<input type="text"/>	<input type="text"/>
14. Identify food and drink flavor preferences, cravings, and aversions to inform pattern differentiation.	<input type="text"/>	<input type="text"/>
15. Identify preferences and aversions related to temperature of food and drinks to inform pattern differentiation.	<input type="text"/>	<input type="text"/>
16. Assess thirst and fluid intake to inform pattern differentiation.	<input type="text"/>	<input type="text"/>
17. Identify gastrointestinal signs and symptoms (e.g., characteristics of bowel movements, pain) indicating health imbalance.	<input type="text"/>	<input type="text"/>
18. Identify genitourinary signs and symptoms indicating health imbalance.	<input type="text"/>	<input type="text"/>
19. Identify signs and symptoms of gynecological and reproductive systems indicating health imbalance.	<input type="text"/>	<input type="text"/>
20. Identify respiratory signs and symptoms indicating health imbalance.	<input type="text"/>	<input type="text"/>

30. Please rate the following tasks based on how often you perform the task (Frequency) and how important the task is for effective performance of your practice (Importance).

ASSESSMENT AND DIAGNOSIS (CONTINUED)

	Frequency	Importance
21. Identify mucus characteristics to inform pattern differentiation.	<input type="text"/>	<input type="text"/>
22. Identify phlegm characteristics to inform pattern differentiation.	<input type="text"/>	<input type="text"/>
23. Identify cardiovascular signs and symptoms indicating health imbalance.	<input type="text"/>	<input type="text"/>
24. Identify skin conditions and characteristics indicating health imbalance.	<input type="text"/>	<input type="text"/>
25. Assess fever and chills to inform pattern differentiation.	<input type="text"/>	<input type="text"/>
26. Identify patient perspiration patterns to inform pattern differentiation.	<input type="text"/>	<input type="text"/>
27. Identify ocular and visual signs and symptoms indicating health imbalance.	<input type="text"/>	<input type="text"/>
28. Identify auditory signs and symptoms indicating health imbalance.	<input type="text"/>	<input type="text"/>
29. Assess patient sounds, voice quality, and vocal strength to inform pattern differentiation.	<input type="text"/>	<input type="text"/>
30. Assess level, nature, locations, and frequency of pain to inform pattern differentiation.	<input type="text"/>	<input type="text"/>
31. Assess patient tongue body and coating to inform pattern differentiation.	<input type="text"/>	<input type="text"/>
32. Assess patient pulse to inform pattern differentiation.	<input type="text"/>	<input type="text"/>
33. Palpate areas of body or channels to inform pattern differentiation.	<input type="text"/>	<input type="text"/>
34. Assess patient odors to inform pattern differentiation.	<input type="text"/>	<input type="text"/>
35. Evaluate patient data to determine whether additional information is needed.	<input type="text"/>	<input type="text"/>
36. Interpret and integrate assessment findings (e.g., pulse, tongue, history, channel, diagnostic test results) to inform pattern differentiation.	<input type="text"/>	<input type="text"/>
37. Identify primary disharmony patterns by prioritizing patient signs and symptoms.	<input type="text"/>	<input type="text"/>
38. Identify phase of pathogen progression.	<input type="text"/>	<input type="text"/>
39. Identify affected channels.	<input type="text"/>	<input type="text"/>
40. Identify Root and Branch condition.	<input type="text"/>	<input type="text"/>



2021 Acupuncturist Occupational Analysis Survey

Part II - Task Ratings

31. Please rate the following tasks based on how often you perform the task (Frequency) and how important the task is for effective performance of your practice (Importance).

ASSESSMENT AND DIAGNOSIS (CONTINUED)

	Frequency	Importance
41. Identify Five Element disharmony patterns.	<input type="text"/>	<input type="text"/>
42. Identify Zang Fu disharmony patterns.	<input type="text"/>	<input type="text"/>
43. Identify Eight Principles categorization.	<input type="text"/>	<input type="text"/>
44. Identify disharmony pattern using Six Stages (i.e., Shang Han Lun) of differentiation.	<input type="text"/>	<input type="text"/>
45. Identify disharmony pattern using Four Levels (i.e., Wei, Qi, Ying, and Xue) of differentiation.	<input type="text"/>	<input type="text"/>
46. Identify disharmony pattern using Triple Burner (i.e., San Jiao) differentiation.	<input type="text"/>	<input type="text"/>
47. Develop a differential diagnosis list for identified disharmony patterns.	<input type="text"/>	<input type="text"/>
48. Develop treatment principles (e.g., tonify, sedate, harmonize) for patients.	<input type="text"/>	<input type="text"/>
49. Develop treatment plans by applying treatment principle (e.g., tonify, sedate, harmonize).	<input type="text"/>	<input type="text"/>
50. Prioritize treatment principles and management of presenting problems.	<input type="text"/>	<input type="text"/>
51. Evaluate patient progress during follow-up visit to determine adjustments to treatment plans.	<input type="text"/>	<input type="text"/>
52. Modify treatment plans based on patient response to treatment.	<input type="text"/>	<input type="text"/>
53. Identify a measurable metric for assessing treatment efficacy (e.g., outcome measures, questionnaires).	<input type="text"/>	<input type="text"/>



2021 Acupuncturist Occupational Analysis Survey

Part II - Task Ratings

32. Please rate the following tasks based on how often you perform the task (Frequency) and how important the task is for effective performance of your practice (Importance).

ASSESSMENT AND DIAGNOSIS (CONTINUED)

	Frequency	Importance
54. Collaborate with primary physicians and other health care providers to identify the most effective treatment for patients.	<input type="text"/>	<input type="text"/>
55. Refer client to other health care providers based on assessment findings.	<input type="text"/>	<input type="text"/>
56. Identify signs and symptoms that require emergency management.	<input type="text"/>	<input type="text"/>
57. Identify pharmaceuticals that the patient is taking.	<input type="text"/>	<input type="text"/>
58. Identify signs and symptoms associated with the use of pharmaceuticals.	<input type="text"/>	<input type="text"/>
59. Perform biomedical physical examination (e.g. observation, auscultation, palpation, vital signs) on patients to determine present health condition.	<input type="text"/>	<input type="text"/>
60. Perform neurological examination (e.g., sensation, strength) on patients to determine health condition.	<input type="text"/>	<input type="text"/>
61. Perform orthopedic examination on patients to determine health condition.	<input type="text"/>	<input type="text"/>
62. Order diagnostic tests to determine health condition.	<input type="text"/>	<input type="text"/>
63. Review patient diagnostic reports to gather additional information regarding patient complaint.	<input type="text"/>	<input type="text"/>
64. Translate Traditional Chinese Medicine diagnostic concepts into common Western terminology for patients and health care providers.	<input type="text"/>	<input type="text"/>
65. Educate patients regarding differences between Traditional Chinese Medicine and Western medicine.	<input type="text"/>	<input type="text"/>
66. Communicate assessment findings and diagnosis to patients.	<input type="text"/>	<input type="text"/>
67. Communicate with patients about treatment plan and possible outcomes.	<input type="text"/>	<input type="text"/>
68. Explain treatment procedures to patients before starting treatment.	<input type="text"/>	<input type="text"/>

33. Please rate the following tasks based on how often you perform the task (Frequency) and how important the task is for effective performance of your practice (Importance).

TREATMENT MODALITIES - ACUPUNCTURE

	Frequency	Importance
69. Develop a point prescription based on treatment principles.	<input type="text"/>	<input type="text"/>
70. Select distal and/or proximal points.	<input type="text"/>	<input type="text"/>
71. Select local points along the affected Meridian.	<input type="text"/>	<input type="text"/>
72. Select points from different channels to treat Root and Branch.	<input type="text"/>	<input type="text"/>
73. Select points on patient's body using mirroring methods (e.g., elbow-for-knee).	<input type="text"/>	<input type="text"/>
74. Select points on patient in accordance with midnight-noon ebb-flow principles (e.g., chrono-acupuncture, Zi Wu Liu Zhu theory, Horary points).	<input type="text"/>	<input type="text"/>
75. Select points on patients to balance point distribution (e.g., right and left, above and below).	<input type="text"/>	<input type="text"/>
76. Select points from Yin and Yang channels to balance treatment prescription for patients.	<input type="text"/>	<input type="text"/>
77. Select points on patient extremities to treat conditions occurring in the center.	<input type="text"/>	<input type="text"/>
78. Select points on patient that are centrally located to treat conditions occurring in the extremities.	<input type="text"/>	<input type="text"/>
79. Select Ashi points on patients.	<input type="text"/>	<input type="text"/>
80. Select points along the Muscle channels.	<input type="text"/>	<input type="text"/>
81. Select Front-Mu points on patients.	<input type="text"/>	<input type="text"/>
82. Select Back-Shu points on patients.	<input type="text"/>	<input type="text"/>
83. Select Lower He-Sea points on patients to connect channels with respective Fu Organs.	<input type="text"/>	<input type="text"/>
84. Select Five Shu (Five-Transporting) points on patients.	<input type="text"/>	<input type="text"/>
85. Select Confluent points of the Eight Extraordinary channels on patients.	<input type="text"/>	<input type="text"/>
86. Select Extra points on patients.	<input type="text"/>	<input type="text"/>
87. Select Intersecting or Crossing points on patients.	<input type="text"/>	<input type="text"/>
88. Select Luo-Connecting points on patients.	<input type="text"/>	<input type="text"/>
89. Select Yuan-Source points on patients.	<input type="text"/>	<input type="text"/>

34. Please rate the following tasks based on how often you perform the task (Frequency) and how important the task is for effective performance of your practice (Importance).

TREATMENT MODALITIES - ACUPUNCTURE

	Frequency	Importance
90. Select Xi-Cleft points on patients to treat acute conditions of the related channel or corresponding Organs.	<input type="text"/>	<input type="text"/>
91. Select Eight Influential points on patients.	<input type="text"/>	<input type="text"/>
92. Select points to treat muscle or joint mechanism dysfunction.	<input type="text"/>	<input type="text"/>
93. Select points to treat a radiculopathy based on dermatome map.	<input type="text"/>	<input type="text"/>
94. Select scalp points on patients.	<input type="text"/>	<input type="text"/>
95. Select auricular points on patients.	<input type="text"/>	<input type="text"/>
96. Select points according to the Five Elements theory.	<input type="text"/>	<input type="text"/>
97. Select trigger points on patients.	<input type="text"/>	<input type="text"/>
98. Select motor points on patients.	<input type="text"/>	<input type="text"/>
99. Locate points for needle insertion on patient by using anatomical landmarks and proportional measurements.	<input type="text"/>	<input type="text"/>
100. Select needle length and gauge according to treatment area, patient characteristics, and patient diagnosis.	<input type="text"/>	<input type="text"/>
101. Identify needle retention time for patients to achieve optimal treatment effects.	<input type="text"/>	<input type="text"/>
102. Place patients into recommended position for needle insertion.	<input type="text"/>	<input type="text"/>
103. Insert needle within standard depth range to stimulate point on patients.	<input type="text"/>	<input type="text"/>
104. Insert needle using recommended insertion angle.	<input type="text"/>	<input type="text"/>
105. Manipulate needle to produce therapeutic effect in patients.	<input type="text"/>	<input type="text"/>
106. Identify contraindications for needling by evaluating patient condition to avoid injury and complications.	<input type="text"/>	<input type="text"/>
107. Identify points that require needling with caution (e.g., points located near arteries) to avoid complications.	<input type="text"/>	<input type="text"/>
108. Monitor patients before, during, and after treatment for adverse reactions and comfort level.	<input type="text"/>	<input type="text"/>



2021 Acupuncturist Occupational Analysis Survey

Part II - Task Ratings

35. Please rate the following tasks based on how often you perform the task (Frequency) and how important the task is for effective performance of your practice (Importance).

ADJUNCT TREATMENT MODALITIES

	Frequency	Importance
109. Apply moxibustion techniques on patients to treat indicated conditions.	<input type="text"/>	<input type="text"/>
110. Apply intradermal needles to treat indicated conditions.	<input type="text"/>	<input type="text"/>
111. Perform laser acupuncture to treat indicated conditions.	<input type="text"/>	<input type="text"/>
112. Perform electrotherapy (e.g., electroacupuncture, electrostimulation,) on patients to enhance effectiveness of treatment for select conditions.	<input type="text"/>	<input type="text"/>
113. Perform cupping techniques on patients to treat indicated conditions.	<input type="text"/>	<input type="text"/>
114. Perform Gua Sha techniques to treat indicated conditions.	<input type="text"/>	<input type="text"/>
115. Perform manual therapy (e.g., Tui Na, acupressure) on patients to treat indicated conditions.	<input type="text"/>	<input type="text"/>
116. Perform heat therapy (e.g., infrared light, heat pad) to treat indicated conditions.	<input type="text"/>	<input type="text"/>
117. Apply ear seeds to treat indicated conditions.	<input type="text"/>	<input type="text"/>
118. Apply herbal plaster therapy to treat indicated conditions.	<input type="text"/>	<input type="text"/>
119. Apply kinesiology tape to patients to treat indicated conditions.	<input type="text"/>	<input type="text"/>
120. Educate patients regarding therapeutic exercises to treat indicated conditions.	<input type="text"/>	<input type="text"/>
121. Educate patients regarding diet and nutrition to support treatment.	<input type="text"/>	<input type="text"/>
122. Educate patients regarding lifestyle changes (e.g., Qi Gong exercise, ergonomics, meditation) to improve health condition.	<input type="text"/>	<input type="text"/>



2021 Acupuncturist Occupational Analysis Survey

Part II - Task Ratings

36. Please rate the following tasks based on how often you perform the task (Frequency) and how important the task is for effective performance of your practice (Importance).

TREATMENT MODALITIES - HERBAL THERAPY

	Frequency	Importance
123. Select or develop herbal formulas for patients based on treatment principle (e.g., tonify, sedate, harmonize).	<input type="text"/>	<input type="text"/>
124. Select or develop herbal formula based on patient constitution.	<input type="text"/>	<input type="text"/>
125. Select or develop herbal therapies that complement patient acupuncture treatments.	<input type="text"/>	<input type="text"/>
126. Instruct patients on use of herbs (e.g., dosage, cooking, application) to produce intended therapeutic effect.	<input type="text"/>	<input type="text"/>
127. Identify herbal therapy with equivalent action to Western medications.	<input type="text"/>	<input type="text"/>
128. Identify herbal therapy contraindications for the patient.	<input type="text"/>	<input type="text"/>
129. Identify contraindications for herbs when combined with Western medications to avoid adverse interactions.	<input type="text"/>	<input type="text"/>
130. Monitor and evaluate patient response to herbal therapy.	<input type="text"/>	<input type="text"/>
131. Monitor effects of herbs when combined with Western medications to determine interactions.	<input type="text"/>	<input type="text"/>
132. Determine effective dosage of herbal therapy by evaluating patient condition.	<input type="text"/>	<input type="text"/>
133. Modify herbal prescription for patients based on patient response to herbal therapy.	<input type="text"/>	<input type="text"/>
134. Identify type of herbal therapy indicated for the patient (e.g., powder, granular, raw herb, decoction, patent).	<input type="text"/>	<input type="text"/>
135. Inspect raw herbs for authenticity and purity (e.g., appearance, taste, smell, texture).	<input type="text"/>	<input type="text"/>
136. Obtain certificate of authenticity for herbs from the manufacturer.	<input type="text"/>	<input type="text"/>
137. Label packaging containing herbal prescriptions following legal guidelines for supplements.	<input type="text"/>	<input type="text"/>
138. Provide information about the herbal therapy prescriptions to patients.	<input type="text"/>	<input type="text"/>
139. Prepare raw herbs following safety guidelines.	<input type="text"/>	<input type="text"/>

37. Please rate the following tasks based on how often you perform the task (Frequency) and how important the task is for effective performance of your practice (Importance).

3. LEGAL AND PROFESSIONAL RESPONSIBILITIES

	Frequency	Importance
140. Document assessment, treatment, and patient response to treatment in accordance with legal and professional standards.	<input type="text"/>	<input type="text"/>
141. Maintain patient records in accordance with legal requirements.	<input type="text"/>	<input type="text"/>
142. Maintain patient privacy and confidentiality in accordance with legal requirements.	<input type="text"/>	<input type="text"/>
143. Identify and report cases of known or suspected abuse and neglect.	<input type="text"/>	<input type="text"/>
144. Identify and report cases of communicable disease.	<input type="text"/>	<input type="text"/>
145. Obtain informed consent for treatment in accordance with legal and ethical guidelines.	<input type="text"/>	<input type="text"/>
146. Assess patient capacity to make health care decisions.	<input type="text"/>	<input type="text"/>
147. Implement standard procedures to prevent disease transmission and minimize risk of infection.	<input type="text"/>	<input type="text"/>
148. Implement measures to safely perform acupuncture and adjunct treatments on patients.	<input type="text"/>	<input type="text"/>
149. Practice clean needle techniques.	<input type="text"/>	<input type="text"/>
150. Maintain a clinical environment that adheres to OSHA requirements and clinical standards.	<input type="text"/>	<input type="text"/>
151. Dispose of needles, contaminated material, and containers in accordance with Cal/OSHA guidelines.	<input type="text"/>	<input type="text"/>
152. Recognize situations and behaviors that may impair ability to practice safely and competently.	<input type="text"/>	<input type="text"/>
153. Comply with the acupuncturist legal scope of practice.	<input type="text"/>	<input type="text"/>
154. Develop advertisements regarding services provided in accordance with legal guidelines.	<input type="text"/>	<input type="text"/>
155. Recognize situations and behaviors that constitute unprofessional conduct.	<input type="text"/>	<input type="text"/>
156. Recognize and evaluate potential conflict of interest situations for impact on patients or therapeutic process.	<input type="text"/>	<input type="text"/>
157. Establish and maintain professional boundaries.	<input type="text"/>	<input type="text"/>
158. Safeguard patient rights to dignity.	<input type="text"/>	<input type="text"/>



2021 Acupuncturist Occupational Analysis Survey

Part III - Knowledge Ratings

INSTRUCTIONS FOR RATING KNOWLEDGE STATEMENTS

This part of the survey contains 200 knowledge statements. Please rate each knowledge statement based on how important you believe the knowledge is for effective performance of your most recent practice as a licensed acupuncturist.

If the knowledge is not required for effective performance of your most recent practice, rate the statement "Does not apply."

38. How important is this knowledge for effective performance of tasks in your practice?

ASSESSMENT AND DIAGNOSIS

	Does not apply	Not important	Of minor importance	Moderately important	Very important	Critically important
1. Knowledge of interview techniques for obtaining information about patient health.	<input type="radio"/>	<input type="radio"/>	<input type="radio"/>	<input type="radio"/>	<input type="radio"/>	<input type="radio"/>
2. Knowledge of observational techniques for obtaining information about patient health.	<input type="radio"/>	<input type="radio"/>	<input type="radio"/>	<input type="radio"/>	<input type="radio"/>	<input type="radio"/>
3. Knowledge of listening and smelling techniques for obtaining information about patient health.	<input type="radio"/>	<input type="radio"/>	<input type="radio"/>	<input type="radio"/>	<input type="radio"/>	<input type="radio"/>
4. Knowledge of palpation examination methods and techniques.	<input type="radio"/>	<input type="radio"/>	<input type="radio"/>	<input type="radio"/>	<input type="radio"/>	<input type="radio"/>
5. Knowledge of effects of patient and family health history on current health status.	<input type="radio"/>	<input type="radio"/>	<input type="radio"/>	<input type="radio"/>	<input type="radio"/>	<input type="radio"/>
6. Knowledge of signs and symptoms associated with use of supplements and herbs.	<input type="radio"/>	<input type="radio"/>	<input type="radio"/>	<input type="radio"/>	<input type="radio"/>	<input type="radio"/>
7. Knowledge of clinical indicators of the level and quality of Blood.	<input type="radio"/>	<input type="radio"/>	<input type="radio"/>	<input type="radio"/>	<input type="radio"/>	<input type="radio"/>
8. Knowledge of clinical indicators of the level and quality of Qi.	<input type="radio"/>	<input type="radio"/>	<input type="radio"/>	<input type="radio"/>	<input type="radio"/>	<input type="radio"/>
9. Knowledge of clinical indicators of Essence.	<input type="radio"/>	<input type="radio"/>	<input type="radio"/>	<input type="radio"/>	<input type="radio"/>	<input type="radio"/>
10. Knowledge of clinical manifestations of Shen.	<input type="radio"/>	<input type="radio"/>	<input type="radio"/>	<input type="radio"/>	<input type="radio"/>	<input type="radio"/>
11. Knowledge of clinical manifestations of Body Fluids.	<input type="radio"/>	<input type="radio"/>	<input type="radio"/>	<input type="radio"/>	<input type="radio"/>	<input type="radio"/>

	Does not apply	Not important	Of minor importance	Moderately important	Very important	Critically important
12. Knowledge of the associations between patient physical characteristics and disharmony patterns.	<input type="radio"/>	<input type="radio"/>	<input type="radio"/>	<input type="radio"/>	<input type="radio"/>	<input type="radio"/>
13. Knowledge of signs and symptoms of psychosocial dysfunction associated with disharmony patterns.	<input type="radio"/>	<input type="radio"/>	<input type="radio"/>	<input type="radio"/>	<input type="radio"/>	<input type="radio"/>
14. Knowledge of emotions associated with disharmony patterns.	<input type="radio"/>	<input type="radio"/>	<input type="radio"/>	<input type="radio"/>	<input type="radio"/>	<input type="radio"/>
15. Knowledge of external factors (e.g., stress, pollutants, noise, climate) that affect health.	<input type="radio"/>	<input type="radio"/>	<input type="radio"/>	<input type="radio"/>	<input type="radio"/>	<input type="radio"/>
16. Knowledge of effects of lifestyle factors on health.	<input type="radio"/>	<input type="radio"/>	<input type="radio"/>	<input type="radio"/>	<input type="radio"/>	<input type="radio"/>
17. Knowledge of sleep patterns indicating health imbalance.	<input type="radio"/>	<input type="radio"/>	<input type="radio"/>	<input type="radio"/>	<input type="radio"/>	<input type="radio"/>
18. Knowledge of effects of dietary habits and nutrition on health and wellness.	<input type="radio"/>	<input type="radio"/>	<input type="radio"/>	<input type="radio"/>	<input type="radio"/>	<input type="radio"/>
19. Knowledge of food and drink flavor preferences, cravings, and aversions associated with disharmony patterns.	<input type="radio"/>	<input type="radio"/>	<input type="radio"/>	<input type="radio"/>	<input type="radio"/>	<input type="radio"/>
20. Knowledge of food and drink temperature preferences and aversions associated with disharmony patterns.	<input type="radio"/>	<input type="radio"/>	<input type="radio"/>	<input type="radio"/>	<input type="radio"/>	<input type="radio"/>
21. Knowledge of thirst characteristics associated with patterns of disharmony.	<input type="radio"/>	<input type="radio"/>	<input type="radio"/>	<input type="radio"/>	<input type="radio"/>	<input type="radio"/>
22. Knowledge of relationship between fluid intake and disharmony patterns.	<input type="radio"/>	<input type="radio"/>	<input type="radio"/>	<input type="radio"/>	<input type="radio"/>	<input type="radio"/>
23. Knowledge of gastrointestinal signs and symptoms associated with disharmony patterns.	<input type="radio"/>	<input type="radio"/>	<input type="radio"/>	<input type="radio"/>	<input type="radio"/>	<input type="radio"/>
24. Knowledge of genitourinary signs and symptoms associated with disharmony patterns.	<input type="radio"/>	<input type="radio"/>	<input type="radio"/>	<input type="radio"/>	<input type="radio"/>	<input type="radio"/>
25. Knowledge of signs and symptoms of gynecological and reproductive functioning associated with disharmony patterns.	<input type="radio"/>	<input type="radio"/>	<input type="radio"/>	<input type="radio"/>	<input type="radio"/>	<input type="radio"/>



2021 Acupuncturist Occupational Analysis Survey

Part III - Knowledge Ratings

39. How important is this knowledge for effective performance of tasks in your practice?

ASSESSMENT AND DIAGNOSIS (CONTINUED)

	Does not apply	Not important	Of minor importance	Moderately important	Very important	Critically important
26. Knowledge of respiratory signs and symptoms associated with disharmony patterns.	<input type="radio"/>	<input type="radio"/>	<input type="radio"/>	<input type="radio"/>	<input type="radio"/>	<input type="radio"/>
27. Knowledge of mucus characteristics in relation to disharmony patterns.	<input type="radio"/>	<input type="radio"/>	<input type="radio"/>	<input type="radio"/>	<input type="radio"/>	<input type="radio"/>
28. Knowledge of phlegm characteristics in relation to disharmony patterns.	<input type="radio"/>	<input type="radio"/>	<input type="radio"/>	<input type="radio"/>	<input type="radio"/>	<input type="radio"/>
29. Knowledge of cardiovascular signs and symptoms associated with disharmony patterns.	<input type="radio"/>	<input type="radio"/>	<input type="radio"/>	<input type="radio"/>	<input type="radio"/>	<input type="radio"/>
30. Knowledge of skin characteristics and conditions associated with disharmony patterns.	<input type="radio"/>	<input type="radio"/>	<input type="radio"/>	<input type="radio"/>	<input type="radio"/>	<input type="radio"/>
31. Knowledge of fever and chills associated with disharmony patterns.	<input type="radio"/>	<input type="radio"/>	<input type="radio"/>	<input type="radio"/>	<input type="radio"/>	<input type="radio"/>
32. Knowledge of patient's sensations of heat and cold associated with health imbalance.	<input type="radio"/>	<input type="radio"/>	<input type="radio"/>	<input type="radio"/>	<input type="radio"/>	<input type="radio"/>
33. Knowledge of conditions associated with abnormal localized temperature upon palpation.	<input type="radio"/>	<input type="radio"/>	<input type="radio"/>	<input type="radio"/>	<input type="radio"/>	<input type="radio"/>
34. Knowledge of abnormal perspiration associated with disharmony patterns.	<input type="radio"/>	<input type="radio"/>	<input type="radio"/>	<input type="radio"/>	<input type="radio"/>	<input type="radio"/>
35. Knowledge of ocular signs and symptoms associated with disharmony patterns.	<input type="radio"/>	<input type="radio"/>	<input type="radio"/>	<input type="radio"/>	<input type="radio"/>	<input type="radio"/>
36. Knowledge of auditory signs and symptoms associated with disharmony patterns.	<input type="radio"/>	<input type="radio"/>	<input type="radio"/>	<input type="radio"/>	<input type="radio"/>	<input type="radio"/>
37. Knowledge of the relationship between quality and strength of voice and patterns of disharmony.	<input type="radio"/>	<input type="radio"/>	<input type="radio"/>	<input type="radio"/>	<input type="radio"/>	<input type="radio"/>
38. Knowledge of methods and procedures for assessing pain.	<input type="radio"/>	<input type="radio"/>	<input type="radio"/>	<input type="radio"/>	<input type="radio"/>	<input type="radio"/>
39. Knowledge of tongue characteristics associated with disharmony patterns.	<input type="radio"/>	<input type="radio"/>	<input type="radio"/>	<input type="radio"/>	<input type="radio"/>	<input type="radio"/>

	Does not apply	Not important	Of minor importance	Moderately important	Very important	Critically important
40. Knowledge of radial pulse characteristics associated with patterns of disharmony.	<input type="radio"/>	<input type="radio"/>	<input type="radio"/>	<input type="radio"/>	<input type="radio"/>	<input type="radio"/>
41. Knowledge of methods for obtaining pulse information from various locations on the body.	<input type="radio"/>	<input type="radio"/>	<input type="radio"/>	<input type="radio"/>	<input type="radio"/>	<input type="radio"/>
42. Knowledge of disease progression from superficial to deep levels of the human body.	<input type="radio"/>	<input type="radio"/>	<input type="radio"/>	<input type="radio"/>	<input type="radio"/>	<input type="radio"/>
43. Knowledge of methods for integrating assessment information to develop a differential diagnosis.	<input type="radio"/>	<input type="radio"/>	<input type="radio"/>	<input type="radio"/>	<input type="radio"/>	<input type="radio"/>
44. Knowledge of methods for integrating tongue and pulse characteristics to identify disharmony patterns.	<input type="radio"/>	<input type="radio"/>	<input type="radio"/>	<input type="radio"/>	<input type="radio"/>	<input type="radio"/>
45. Knowledge of the relationship between the Organs and channels in disease progression and transformation.	<input type="radio"/>	<input type="radio"/>	<input type="radio"/>	<input type="radio"/>	<input type="radio"/>	<input type="radio"/>
46. Knowledge of the relationship between the Zang Fu and vital substances (i.e., the Liver stores the Blood).	<input type="radio"/>	<input type="radio"/>	<input type="radio"/>	<input type="radio"/>	<input type="radio"/>	<input type="radio"/>
47. Knowledge of clinical indicators associated with disease of the channels.	<input type="radio"/>	<input type="radio"/>	<input type="radio"/>	<input type="radio"/>	<input type="radio"/>	<input type="radio"/>
48. Knowledge of the functions, distribution, and clinical significance of the channels.	<input type="radio"/>	<input type="radio"/>	<input type="radio"/>	<input type="radio"/>	<input type="radio"/>	<input type="radio"/>
49. Knowledge of principles for treating root versus branch disharmony patterns.	<input type="radio"/>	<input type="radio"/>	<input type="radio"/>	<input type="radio"/>	<input type="radio"/>	<input type="radio"/>
50. Knowledge of methods for prioritizing indicators of disharmony to develop a differential diagnosis.	<input type="radio"/>	<input type="radio"/>	<input type="radio"/>	<input type="radio"/>	<input type="radio"/>	<input type="radio"/>

40. How important is this knowledge for effective performance of tasks in your practice?

ASSESSMENT AND DIAGNOSIS (CONTINUED)

	Does not apply	Not important	Of minor importance	Moderately important	Very important	Critically important
51. Knowledge of the Five Spirits theory and pattern differentiation methods.	<input type="radio"/>	<input type="radio"/>	<input type="radio"/>	<input type="radio"/>	<input type="radio"/>	<input type="radio"/>
52. Knowledge of the interrelationships of the Five Elements and clinical indications of disharmony.	<input type="radio"/>	<input type="radio"/>	<input type="radio"/>	<input type="radio"/>	<input type="radio"/>	<input type="radio"/>
53. Knowledge of the functions of and the relationship between the Zang Fu and the channels.	<input type="radio"/>	<input type="radio"/>	<input type="radio"/>	<input type="radio"/>	<input type="radio"/>	<input type="radio"/>
54. Knowledge of the Five Elements theory and pattern differentiation methods.	<input type="radio"/>	<input type="radio"/>	<input type="radio"/>	<input type="radio"/>	<input type="radio"/>	<input type="radio"/>
55. Knowledge of the Eight Principles theory and pattern differentiation methods.	<input type="radio"/>	<input type="radio"/>	<input type="radio"/>	<input type="radio"/>	<input type="radio"/>	<input type="radio"/>
56. Knowledge of the Triple Burner theory and pattern differentiation methods.	<input type="radio"/>	<input type="radio"/>	<input type="radio"/>	<input type="radio"/>	<input type="radio"/>	<input type="radio"/>
57. Knowledge of the Six Stages (Shang Han Lun) theory and pattern differentiation methods.	<input type="radio"/>	<input type="radio"/>	<input type="radio"/>	<input type="radio"/>	<input type="radio"/>	<input type="radio"/>
58. Knowledge of the Four Levels theory and pattern differentiation methods.	<input type="radio"/>	<input type="radio"/>	<input type="radio"/>	<input type="radio"/>	<input type="radio"/>	<input type="radio"/>
59. Knowledge of the clinical indications associated with Zang Fu disharmonies.	<input type="radio"/>	<input type="radio"/>	<input type="radio"/>	<input type="radio"/>	<input type="radio"/>	<input type="radio"/>
60. Knowledge of methods for identifying simultaneous Zang Fu disharmonies.	<input type="radio"/>	<input type="radio"/>	<input type="radio"/>	<input type="radio"/>	<input type="radio"/>	<input type="radio"/>
61. Knowledge of functions and disharmonies associated with Vital Substances.	<input type="radio"/>	<input type="radio"/>	<input type="radio"/>	<input type="radio"/>	<input type="radio"/>	<input type="radio"/>
62. Knowledge of development of treatment principles based on different theories of pattern differentiation.	<input type="radio"/>	<input type="radio"/>	<input type="radio"/>	<input type="radio"/>	<input type="radio"/>	<input type="radio"/>
63. Knowledge of the effectiveness of combining treatment strategies in developing a treatment plan.	<input type="radio"/>	<input type="radio"/>	<input type="radio"/>	<input type="radio"/>	<input type="radio"/>	<input type="radio"/>
64. Knowledge of treatment strategies for using tonification and sedation points.	<input type="radio"/>	<input type="radio"/>	<input type="radio"/>	<input type="radio"/>	<input type="radio"/>	<input type="radio"/>
65. Knowledge of the association between stimulation techniques and treatment principles.	<input type="radio"/>	<input type="radio"/>	<input type="radio"/>	<input type="radio"/>	<input type="radio"/>	<input type="radio"/>
66. Knowledge of methods for evaluating patient progress.	<input type="radio"/>	<input type="radio"/>	<input type="radio"/>	<input type="radio"/>	<input type="radio"/>	<input type="radio"/>
67. Knowledge of clinical conditions that require patient referral to other health care providers.	<input type="radio"/>	<input type="radio"/>	<input type="radio"/>	<input type="radio"/>	<input type="radio"/>	<input type="radio"/>
68. Knowledge of signs and symptoms of emergency conditions.	<input type="radio"/>	<input type="radio"/>	<input type="radio"/>	<input type="radio"/>	<input type="radio"/>	<input type="radio"/>
69. Knowledge of methods for administering cardiopulmonary resuscitation.	<input type="radio"/>	<input type="radio"/>	<input type="radio"/>	<input type="radio"/>	<input type="radio"/>	<input type="radio"/>
70. Knowledge of methods for providing first aid treatment.	<input type="radio"/>	<input type="radio"/>	<input type="radio"/>	<input type="radio"/>	<input type="radio"/>	<input type="radio"/>

41. How important is this knowledge for effective performance of tasks in your practice?

ASSESSMENT AND DIAGNOSIS (CONTINUED)

	Does not apply	Not important	Of minor importance	Moderately important	Very important	Critically important
71. Knowledge of biomedical physical examination methods and techniques (e.g. observation, auscultation, palpation, vital signs).	<input type="radio"/>	<input type="radio"/>	<input type="radio"/>	<input type="radio"/>	<input type="radio"/>	<input type="radio"/>
72. Knowledge of human anatomy, physiology, and pathology.	<input type="radio"/>	<input type="radio"/>	<input type="radio"/>	<input type="radio"/>	<input type="radio"/>	<input type="radio"/>
73. Knowledge of procedures for obtaining vital signs.	<input type="radio"/>	<input type="radio"/>	<input type="radio"/>	<input type="radio"/>	<input type="radio"/>	<input type="radio"/>
74. Knowledge of normal range of vital signs.	<input type="radio"/>	<input type="radio"/>	<input type="radio"/>	<input type="radio"/>	<input type="radio"/>	<input type="radio"/>
75. Knowledge of methods and procedures for assessing neuromusculoskeletal function and integrity.	<input type="radio"/>	<input type="radio"/>	<input type="radio"/>	<input type="radio"/>	<input type="radio"/>	<input type="radio"/>
76. Knowledge of pathways and functions of cranial nerves for determination of neurological pathology.	<input type="radio"/>	<input type="radio"/>	<input type="radio"/>	<input type="radio"/>	<input type="radio"/>	<input type="radio"/>
77. Knowledge of dermatome technique for assessment of neuromuscular pathology.	<input type="radio"/>	<input type="radio"/>	<input type="radio"/>	<input type="radio"/>	<input type="radio"/>	<input type="radio"/>
78. Knowledge of neuromusculoskeletal conditions.	<input type="radio"/>	<input type="radio"/>	<input type="radio"/>	<input type="radio"/>	<input type="radio"/>	<input type="radio"/>
79. Knowledge of patient genetics and heredity associated with symptom development.	<input type="radio"/>	<input type="radio"/>	<input type="radio"/>	<input type="radio"/>	<input type="radio"/>	<input type="radio"/>
80. Knowledge of clinical significance of common diagnostic and laboratory tests used for diagnostic and treatment purposes.	<input type="radio"/>	<input type="radio"/>	<input type="radio"/>	<input type="radio"/>	<input type="radio"/>	<input type="radio"/>
81. Knowledge of common Western medical conditions, terminology, and definitions.	<input type="radio"/>	<input type="radio"/>	<input type="radio"/>	<input type="radio"/>	<input type="radio"/>	<input type="radio"/>
82. Knowledge of the classification, clinical indications, contraindications, and side effects of commonly prescribed Western medications.	<input type="radio"/>	<input type="radio"/>	<input type="radio"/>	<input type="radio"/>	<input type="radio"/>	<input type="radio"/>
83. Knowledge of interactions between commonly used supplements, herbs, foods, and Western medications.	<input type="radio"/>	<input type="radio"/>	<input type="radio"/>	<input type="radio"/>	<input type="radio"/>	<input type="radio"/>
84. Knowledge of actions and side effects of commonly used supplements.	<input type="radio"/>	<input type="radio"/>	<input type="radio"/>	<input type="radio"/>	<input type="radio"/>	<input type="radio"/>
85. Knowledge of the relationship between Western disease diagnoses and Traditional Chinese Medicine patterns.	<input type="radio"/>	<input type="radio"/>	<input type="radio"/>	<input type="radio"/>	<input type="radio"/>	<input type="radio"/>
86. Knowledge of Western medical diagnoses and physiological processes involved with disease progression.	<input type="radio"/>	<input type="radio"/>	<input type="radio"/>	<input type="radio"/>	<input type="radio"/>	<input type="radio"/>
87. Knowledge of techniques to communicate assessment findings, diagnoses, and treatment plans to patients or other health care providers.	<input type="radio"/>	<input type="radio"/>	<input type="radio"/>	<input type="radio"/>	<input type="radio"/>	<input type="radio"/>



2021 Acupuncturist Occupational Analysis Survey

Part III - Knowledge Ratings

42. How important is this knowledge for effective performance of tasks in your practice?

TREATMENT MODALITIES - ACUPUNCTURE

	Does not apply	Not important	Of minor importance	Moderately important	Very important	Critically important
88. Knowledge of the clinical actions and indications of points.	<input type="radio"/>	<input type="radio"/>	<input type="radio"/>	<input type="radio"/>	<input type="radio"/>	<input type="radio"/>
89. Knowledge of the interrelationships between points, channels, and internal Organs.	<input type="radio"/>	<input type="radio"/>	<input type="radio"/>	<input type="radio"/>	<input type="radio"/>	<input type="radio"/>
90. Knowledge of principles for combining distal and proximal points.	<input type="radio"/>	<input type="radio"/>	<input type="radio"/>	<input type="radio"/>	<input type="radio"/>	<input type="radio"/>
91. Knowledge of principles for choosing local points.	<input type="radio"/>	<input type="radio"/>	<input type="radio"/>	<input type="radio"/>	<input type="radio"/>	<input type="radio"/>
92. Knowledge of principles for combining points from different channels.	<input type="radio"/>	<input type="radio"/>	<input type="radio"/>	<input type="radio"/>	<input type="radio"/>	<input type="radio"/>
93. Knowledge of principles for choosing points according to channel theory.	<input type="radio"/>	<input type="radio"/>	<input type="radio"/>	<input type="radio"/>	<input type="radio"/>	<input type="radio"/>
94. Knowledge of treatment modification based on patient response to treatment.	<input type="radio"/>	<input type="radio"/>	<input type="radio"/>	<input type="radio"/>	<input type="radio"/>	<input type="radio"/>
95. Knowledge of clinical significance of selecting points based upon specific time of day.	<input type="radio"/>	<input type="radio"/>	<input type="radio"/>	<input type="radio"/>	<input type="radio"/>	<input type="radio"/>
96. Knowledge of clinical significance of the sequence in which needles are inserted.	<input type="radio"/>	<input type="radio"/>	<input type="radio"/>	<input type="radio"/>	<input type="radio"/>	<input type="radio"/>
97. Knowledge of therapeutic effects of needling points on the opposite side of the body from the location of the condition.	<input type="radio"/>	<input type="radio"/>	<input type="radio"/>	<input type="radio"/>	<input type="radio"/>	<input type="radio"/>
98. Knowledge of the principles for balancing the points on the upper part of the body with those of the lower part.	<input type="radio"/>	<input type="radio"/>	<input type="radio"/>	<input type="radio"/>	<input type="radio"/>	<input type="radio"/>
99. Knowledge of principles for choosing points on the front and back to regulate internal Organs.	<input type="radio"/>	<input type="radio"/>	<input type="radio"/>	<input type="radio"/>	<input type="radio"/>	<input type="radio"/>
100. Knowledge of principles for choosing points in the center to treat conditions occurring on extremities.	<input type="radio"/>	<input type="radio"/>	<input type="radio"/>	<input type="radio"/>	<input type="radio"/>	<input type="radio"/>
101. Knowledge of principles for choosing points on the extremities to treat conditions occurring in the center.	<input type="radio"/>	<input type="radio"/>	<input type="radio"/>	<input type="radio"/>	<input type="radio"/>	<input type="radio"/>
102. Knowledge of the therapeutic use of Ashi points.	<input type="radio"/>	<input type="radio"/>	<input type="radio"/>	<input type="radio"/>	<input type="radio"/>	<input type="radio"/>

	Does not apply	Not important	Of minor importance	Moderately important	Very important	Critically important
103. Knowledge of the therapeutic use of points along the Muscle channels.	<input type="radio"/>	<input type="radio"/>	<input type="radio"/>	<input type="radio"/>	<input type="radio"/>	<input type="radio"/>
104. Knowledge of principles for choosing Front-Mu points in treatment.	<input type="radio"/>	<input type="radio"/>	<input type="radio"/>	<input type="radio"/>	<input type="radio"/>	<input type="radio"/>
105. Knowledge of principles for choosing Back-Shu points in treatment.	<input type="radio"/>	<input type="radio"/>	<input type="radio"/>	<input type="radio"/>	<input type="radio"/>	<input type="radio"/>
106. Knowledge of principles for combining Front-Mu points and Back-Shu points to balance treatment.	<input type="radio"/>	<input type="radio"/>	<input type="radio"/>	<input type="radio"/>	<input type="radio"/>	<input type="radio"/>
107. Knowledge of principles for choosing Lower He-Sea points.	<input type="radio"/>	<input type="radio"/>	<input type="radio"/>	<input type="radio"/>	<input type="radio"/>	<input type="radio"/>
108. Knowledge of principles for choosing Five Shu (Five-Transporting) points.	<input type="radio"/>	<input type="radio"/>	<input type="radio"/>	<input type="radio"/>	<input type="radio"/>	<input type="radio"/>
109. Knowledge of principles for choosing Confluent points of the Eight Extraordinary channels.	<input type="radio"/>	<input type="radio"/>	<input type="radio"/>	<input type="radio"/>	<input type="radio"/>	<input type="radio"/>
110. Knowledge of principles for choosing Extra points.	<input type="radio"/>	<input type="radio"/>	<input type="radio"/>	<input type="radio"/>	<input type="radio"/>	<input type="radio"/>



2021 Acupuncturist Occupational Analysis Survey

Part III - Knowledge Ratings

43. How important is this knowledge for effective performance of tasks in your practice?

TREATMENT MODALITIES - ACUPUNCTURE (CONTINUED)

	Does not apply	Not important	Of minor importance	Moderately important	Very important	Critically important
111. Knowledge of principles for choosing Intersecting or Crossing points of channels.	<input type="radio"/>	<input type="radio"/>	<input type="radio"/>	<input type="radio"/>	<input type="radio"/>	<input type="radio"/>
112. Knowledge of principles for choosing Luo-Connecting points.	<input type="radio"/>	<input type="radio"/>	<input type="radio"/>	<input type="radio"/>	<input type="radio"/>	<input type="radio"/>
113. Knowledge of principles for choosing Yuan-Source points.	<input type="radio"/>	<input type="radio"/>	<input type="radio"/>	<input type="radio"/>	<input type="radio"/>	<input type="radio"/>
114. Knowledge of principles for choosing Xi-Cleft points.	<input type="radio"/>	<input type="radio"/>	<input type="radio"/>	<input type="radio"/>	<input type="radio"/>	<input type="radio"/>
115. Knowledge of the therapeutic use of tonification and sedation techniques.	<input type="radio"/>	<input type="radio"/>	<input type="radio"/>	<input type="radio"/>	<input type="radio"/>	<input type="radio"/>
116. Knowledge of principles for choosing Four Seas points.	<input type="radio"/>	<input type="radio"/>	<input type="radio"/>	<input type="radio"/>	<input type="radio"/>	<input type="radio"/>
117. Knowledge of principles for choosing Eight Influential points.	<input type="radio"/>	<input type="radio"/>	<input type="radio"/>	<input type="radio"/>	<input type="radio"/>	<input type="radio"/>
118. Knowledge of principles for choosing Mother and Son points (Four Needle Technique).	<input type="radio"/>	<input type="radio"/>	<input type="radio"/>	<input type="radio"/>	<input type="radio"/>	<input type="radio"/>
119. Knowledge of scalp point selection principles.	<input type="radio"/>	<input type="radio"/>	<input type="radio"/>	<input type="radio"/>	<input type="radio"/>	<input type="radio"/>
120. Knowledge of auricular point selection principles.	<input type="radio"/>	<input type="radio"/>	<input type="radio"/>	<input type="radio"/>	<input type="radio"/>	<input type="radio"/>
121. Knowledge of dermatome map for point selection.	<input type="radio"/>	<input type="radio"/>	<input type="radio"/>	<input type="radio"/>	<input type="radio"/>	<input type="radio"/>
122. Knowledge of point selection using the Five Elements theory.	<input type="radio"/>	<input type="radio"/>	<input type="radio"/>	<input type="radio"/>	<input type="radio"/>	<input type="radio"/>
123. Knowledge of principles and indications for selecting motor points.	<input type="radio"/>	<input type="radio"/>	<input type="radio"/>	<input type="radio"/>	<input type="radio"/>	<input type="radio"/>
124. Knowledge of principles and indications for selecting trigger points.	<input type="radio"/>	<input type="radio"/>	<input type="radio"/>	<input type="radio"/>	<input type="radio"/>	<input type="radio"/>
125. Knowledge of anatomical landmarks and proportional measurements used in point location.	<input type="radio"/>	<input type="radio"/>	<input type="radio"/>	<input type="radio"/>	<input type="radio"/>	<input type="radio"/>
126. Knowledge of needle manipulation techniques.	<input type="radio"/>	<input type="radio"/>	<input type="radio"/>	<input type="radio"/>	<input type="radio"/>	<input type="radio"/>
127. Knowledge of needle retention methods for patterns of disharmony.	<input type="radio"/>	<input type="radio"/>	<input type="radio"/>	<input type="radio"/>	<input type="radio"/>	<input type="radio"/>

	Does not apply	Not important	Of minor importance	Moderately important	Very important	Critically important
128. Knowledge of the impact of patient constitution and condition on duration of needle retention.	<input type="radio"/>	<input type="radio"/>	<input type="radio"/>	<input type="radio"/>	<input type="radio"/>	<input type="radio"/>
129. Knowledge of patient positions for locating and needling acupuncture points.	<input type="radio"/>	<input type="radio"/>	<input type="radio"/>	<input type="radio"/>	<input type="radio"/>	<input type="radio"/>
130. Knowledge of recommended needling depths and angles.	<input type="radio"/>	<input type="radio"/>	<input type="radio"/>	<input type="radio"/>	<input type="radio"/>	<input type="radio"/>
131. Knowledge of signs and symptoms of patient distress.	<input type="radio"/>	<input type="radio"/>	<input type="radio"/>	<input type="radio"/>	<input type="radio"/>	<input type="radio"/>
132. Knowledge of points and patient conditions that are contraindicated for needling.	<input type="radio"/>	<input type="radio"/>	<input type="radio"/>	<input type="radio"/>	<input type="radio"/>	<input type="radio"/>
133. Knowledge of points and patient conditions that require needling with caution.	<input type="radio"/>	<input type="radio"/>	<input type="radio"/>	<input type="radio"/>	<input type="radio"/>	<input type="radio"/>
134. Knowledge of potential side effects of acupuncture treatment.	<input type="radio"/>	<input type="radio"/>	<input type="radio"/>	<input type="radio"/>	<input type="radio"/>	<input type="radio"/>
135. Knowledge of principles for selecting needles.	<input type="radio"/>	<input type="radio"/>	<input type="radio"/>	<input type="radio"/>	<input type="radio"/>	<input type="radio"/>



2021 Acupuncturist Occupational Analysis Survey

Part III - Knowledge Ratings

44. How important is this knowledge for effective performance of tasks in your practice?

TREATMENT MODALITIES - ADJUNCT

	Does not apply	Not important	Of minor importance	Moderately important	Very important	Critically important
136. Knowledge of moxibustion (i.e., direct and indirect) techniques.	<input type="radio"/>	<input type="radio"/>	<input type="radio"/>	<input type="radio"/>	<input type="radio"/>	<input type="radio"/>
137. Knowledge of indications, contraindications, and side effects of moxibustion.	<input type="radio"/>	<input type="radio"/>	<input type="radio"/>	<input type="radio"/>	<input type="radio"/>	<input type="radio"/>
138. Knowledge of application of intradermal needles.	<input type="radio"/>	<input type="radio"/>	<input type="radio"/>	<input type="radio"/>	<input type="radio"/>	<input type="radio"/>
139. Knowledge of indications, contraindications, and side effects of application of intradermal needles.	<input type="radio"/>	<input type="radio"/>	<input type="radio"/>	<input type="radio"/>	<input type="radio"/>	<input type="radio"/>
140. Knowledge of methods and procedures for laser acupuncture.	<input type="radio"/>	<input type="radio"/>	<input type="radio"/>	<input type="radio"/>	<input type="radio"/>	<input type="radio"/>
141. Knowledge of indications, contraindications, and side effects of laser acupuncture.	<input type="radio"/>	<input type="radio"/>	<input type="radio"/>	<input type="radio"/>	<input type="radio"/>	<input type="radio"/>
142. Knowledge of electrotherapy techniques.	<input type="radio"/>	<input type="radio"/>	<input type="radio"/>	<input type="radio"/>	<input type="radio"/>	<input type="radio"/>
143. Knowledge of indications, contraindications, and side effects of electrotherapy.	<input type="radio"/>	<input type="radio"/>	<input type="radio"/>	<input type="radio"/>	<input type="radio"/>	<input type="radio"/>
144. Knowledge of cupping techniques.	<input type="radio"/>	<input type="radio"/>	<input type="radio"/>	<input type="radio"/>	<input type="radio"/>	<input type="radio"/>
145. Knowledge of indications, contraindications, and side effects of cupping.	<input type="radio"/>	<input type="radio"/>	<input type="radio"/>	<input type="radio"/>	<input type="radio"/>	<input type="radio"/>
146. Knowledge of Gua Sha techniques.	<input type="radio"/>	<input type="radio"/>	<input type="radio"/>	<input type="radio"/>	<input type="radio"/>	<input type="radio"/>
147. Knowledge of indications, contraindications, and side effects of Gua Sha.	<input type="radio"/>	<input type="radio"/>	<input type="radio"/>	<input type="radio"/>	<input type="radio"/>	<input type="radio"/>
148. Knowledge of manual therapy techniques.	<input type="radio"/>	<input type="radio"/>	<input type="radio"/>	<input type="radio"/>	<input type="radio"/>	<input type="radio"/>
149. Knowledge of indications, contraindications, and side effects of manual therapy.	<input type="radio"/>	<input type="radio"/>	<input type="radio"/>	<input type="radio"/>	<input type="radio"/>	<input type="radio"/>
150. Knowledge of heat therapy techniques.	<input type="radio"/>	<input type="radio"/>	<input type="radio"/>	<input type="radio"/>	<input type="radio"/>	<input type="radio"/>
151. Knowledge of indications, contraindications, and side effects of heat therapy.	<input type="radio"/>	<input type="radio"/>	<input type="radio"/>	<input type="radio"/>	<input type="radio"/>	<input type="radio"/>

	Does not apply	Not important	Of minor importance	Moderately important	Very important	Critically important
152. Knowledge of the application of ear seeds.	<input type="radio"/>	<input type="radio"/>	<input type="radio"/>	<input type="radio"/>	<input type="radio"/>	<input type="radio"/>
153. Knowledge of indications, contraindications, and side effects of ear seeds application.	<input type="radio"/>	<input type="radio"/>	<input type="radio"/>	<input type="radio"/>	<input type="radio"/>	<input type="radio"/>
154. Knowledge of the application of herbal plaster.	<input type="radio"/>	<input type="radio"/>	<input type="radio"/>	<input type="radio"/>	<input type="radio"/>	<input type="radio"/>
155. Knowledge of indications, contraindications, and side effects of herbal plaster therapy.	<input type="radio"/>	<input type="radio"/>	<input type="radio"/>	<input type="radio"/>	<input type="radio"/>	<input type="radio"/>
156. Knowledge of the application of kinesiology tape to patient's body.	<input type="radio"/>	<input type="radio"/>	<input type="radio"/>	<input type="radio"/>	<input type="radio"/>	<input type="radio"/>
157. Knowledge of indications, contraindications, and side effects of kinesiology tape application.	<input type="radio"/>	<input type="radio"/>	<input type="radio"/>	<input type="radio"/>	<input type="radio"/>	<input type="radio"/>
158. Knowledge of lifestyle changes and stress reduction techniques that improve health condition.	<input type="radio"/>	<input type="radio"/>	<input type="radio"/>	<input type="radio"/>	<input type="radio"/>	<input type="radio"/>
159. Knowledge of therapeutic exercises to support patient treatment goals.	<input type="radio"/>	<input type="radio"/>	<input type="radio"/>	<input type="radio"/>	<input type="radio"/>	<input type="radio"/>
160. Knowledge of dietary modifications to support patient treatment goals.	<input type="radio"/>	<input type="radio"/>	<input type="radio"/>	<input type="radio"/>	<input type="radio"/>	<input type="radio"/>



2021 Acupuncturist Occupational Analysis Survey

Part III - Knowledge Ratings

45. How important is this knowledge for effective performance of tasks in your practice?

TREATMENT MODALITIES - HERBAL THERAPY

	Does not apply	Not important	Of minor importance	Moderately important	Very important	Critically important
161. Knowledge of therapeutic uses, indications, contraindications, and side effects of herbs and herbal formulas.	<input type="radio"/>	<input type="radio"/>	<input type="radio"/>	<input type="radio"/>	<input type="radio"/>	<input type="radio"/>
162. Knowledge of categories of herbs and herbal formulas.	<input type="radio"/>	<input type="radio"/>	<input type="radio"/>	<input type="radio"/>	<input type="radio"/>	<input type="radio"/>
163. Knowledge of the effects of herbs and herbal formulas on channels and Organs.	<input type="radio"/>	<input type="radio"/>	<input type="radio"/>	<input type="radio"/>	<input type="radio"/>	<input type="radio"/>
164. Knowledge of modifications of herbal formulas.	<input type="radio"/>	<input type="radio"/>	<input type="radio"/>	<input type="radio"/>	<input type="radio"/>	<input type="radio"/>
165. Knowledge of the synergistic and antagonist relationships of ingredients in herbal formulas.	<input type="radio"/>	<input type="radio"/>	<input type="radio"/>	<input type="radio"/>	<input type="radio"/>	<input type="radio"/>
166. Knowledge of the hierarchical principles governing herbal formulas.	<input type="radio"/>	<input type="radio"/>	<input type="radio"/>	<input type="radio"/>	<input type="radio"/>	<input type="radio"/>
167. Knowledge of the association between therapeutic effects of points and herbal therapy.	<input type="radio"/>	<input type="radio"/>	<input type="radio"/>	<input type="radio"/>	<input type="radio"/>	<input type="radio"/>
168. Knowledge of interactions between herbal therapies, supplements, and Western medications.	<input type="radio"/>	<input type="radio"/>	<input type="radio"/>	<input type="radio"/>	<input type="radio"/>	<input type="radio"/>
169. Knowledge of cautions and contraindications related to herbs and herbal formulas.	<input type="radio"/>	<input type="radio"/>	<input type="radio"/>	<input type="radio"/>	<input type="radio"/>	<input type="radio"/>
170. Knowledge of interactions between diet and herbal therapies.	<input type="radio"/>	<input type="radio"/>	<input type="radio"/>	<input type="radio"/>	<input type="radio"/>	<input type="radio"/>
171. Knowledge of effective dosages of herbs and herbal supplements.	<input type="radio"/>	<input type="radio"/>	<input type="radio"/>	<input type="radio"/>	<input type="radio"/>	<input type="radio"/>
172. Knowledge of the principles and guidelines for herbal formula preparation.	<input type="radio"/>	<input type="radio"/>	<input type="radio"/>	<input type="radio"/>	<input type="radio"/>	<input type="radio"/>
173. Knowledge of the relationships between herbal formulas and treatment principles.	<input type="radio"/>	<input type="radio"/>	<input type="radio"/>	<input type="radio"/>	<input type="radio"/>	<input type="radio"/>
174. Knowledge of herbs and combinations of herbs that are toxic or produce undesired side effects.	<input type="radio"/>	<input type="radio"/>	<input type="radio"/>	<input type="radio"/>	<input type="radio"/>	<input type="radio"/>

	Does not apply	Not important	Of minor importance	Moderately important	Very important	Critically important
175. Knowledge of methods for modifying herbal formulas to treat changes in patient condition.	<input type="radio"/>	<input type="radio"/>	<input type="radio"/>	<input type="radio"/>	<input type="radio"/>	<input type="radio"/>
176. Knowledge of the effects of processing on efficacy and toxicity of herbs.	<input type="radio"/>	<input type="radio"/>	<input type="radio"/>	<input type="radio"/>	<input type="radio"/>	<input type="radio"/>
177. Knowledge of forms (e.g., raw, granules, pill) used for administering herbs.	<input type="radio"/>	<input type="radio"/>	<input type="radio"/>	<input type="radio"/>	<input type="radio"/>	<input type="radio"/>
178. Knowledge of herbal formula recommendations based upon patient constitution.	<input type="radio"/>	<input type="radio"/>	<input type="radio"/>	<input type="radio"/>	<input type="radio"/>	<input type="radio"/>
179. Knowledge of methods for ensuring authenticity and purity of raw herbs.	<input type="radio"/>	<input type="radio"/>	<input type="radio"/>	<input type="radio"/>	<input type="radio"/>	<input type="radio"/>
180. Knowledge of requirements for labeling of containers used for storing or dispensing of herbal preparations.	<input type="radio"/>	<input type="radio"/>	<input type="radio"/>	<input type="radio"/>	<input type="radio"/>	<input type="radio"/>

46. How important is this knowledge for effective performance of tasks in your practice?

	Does not apply	Not important	Of minor importance	Moderately important	Very important	Critically important
181. Knowledge of legal requirements and professional standards pertaining to documentation of assessment, treatment, and patient response.	<input type="radio"/>	<input type="radio"/>	<input type="radio"/>	<input type="radio"/>	<input type="radio"/>	<input type="radio"/>
182. Knowledge of professional standards for writing medical records and reports.	<input type="radio"/>	<input type="radio"/>	<input type="radio"/>	<input type="radio"/>	<input type="radio"/>	<input type="radio"/>
183. Knowledge of legal requirements pertaining to maintenance and retention of patient records.	<input type="radio"/>	<input type="radio"/>	<input type="radio"/>	<input type="radio"/>	<input type="radio"/>	<input type="radio"/>
184. Knowledge of legal requirements pertaining to confidentiality of patient information (i.e., HIPAA).	<input type="radio"/>	<input type="radio"/>	<input type="radio"/>	<input type="radio"/>	<input type="radio"/>	<input type="radio"/>
185. Knowledge of legal requirements pertaining to disclosure of patient information.	<input type="radio"/>	<input type="radio"/>	<input type="radio"/>	<input type="radio"/>	<input type="radio"/>	<input type="radio"/>
186. Knowledge of legal requirements pertaining to reporting of child, elder, and dependent adult abuse and neglect.	<input type="radio"/>	<input type="radio"/>	<input type="radio"/>	<input type="radio"/>	<input type="radio"/>	<input type="radio"/>
187. Knowledge of legal requirements pertaining to reporting of communicable disease.	<input type="radio"/>	<input type="radio"/>	<input type="radio"/>	<input type="radio"/>	<input type="radio"/>	<input type="radio"/>
188. Knowledge of indicators of child, elder, and dependent adult abuse and neglect.	<input type="radio"/>	<input type="radio"/>	<input type="radio"/>	<input type="radio"/>	<input type="radio"/>	<input type="radio"/>
189. Knowledge of legal and ethical requirements pertaining to informed consent.	<input type="radio"/>	<input type="radio"/>	<input type="radio"/>	<input type="radio"/>	<input type="radio"/>	<input type="radio"/>
190. Knowledge of methods to assess patient capacity to make health care decisions.	<input type="radio"/>	<input type="radio"/>	<input type="radio"/>	<input type="radio"/>	<input type="radio"/>	<input type="radio"/>
191. Knowledge of infection control guidelines.	<input type="radio"/>	<input type="radio"/>	<input type="radio"/>	<input type="radio"/>	<input type="radio"/>	<input type="radio"/>
192. Knowledge of the risks of infectious diseases in the practitioner and patient environment.	<input type="radio"/>	<input type="radio"/>	<input type="radio"/>	<input type="radio"/>	<input type="radio"/>	<input type="radio"/>
193. Knowledge of standards and procedures for the Clean Needle Technique.	<input type="radio"/>	<input type="radio"/>	<input type="radio"/>	<input type="radio"/>	<input type="radio"/>	<input type="radio"/>
194. Knowledge of legal requirements for maintaining clinical environments in accordance with OSHA requirements and clinical standards.	<input type="radio"/>	<input type="radio"/>	<input type="radio"/>	<input type="radio"/>	<input type="radio"/>	<input type="radio"/>
195. Knowledge of methods for isolating used needles.	<input type="radio"/>	<input type="radio"/>	<input type="radio"/>	<input type="radio"/>	<input type="radio"/>	<input type="radio"/>
196. Knowledge of legal requirements for disposal of contaminated materials.	<input type="radio"/>	<input type="radio"/>	<input type="radio"/>	<input type="radio"/>	<input type="radio"/>	<input type="radio"/>
197. Knowledge of laws and regulations that define scope of practice and professional competence for acupuncturists.	<input type="radio"/>	<input type="radio"/>	<input type="radio"/>	<input type="radio"/>	<input type="radio"/>	<input type="radio"/>
198. Knowledge of laws and regulations pertaining to unprofessional conduct for California-licensed acupuncturists.	<input type="radio"/>	<input type="radio"/>	<input type="radio"/>	<input type="radio"/>	<input type="radio"/>	<input type="radio"/>
199. Knowledge of legal requirements pertaining to advertisement and dissemination of information about professional qualifications and services.	<input type="radio"/>	<input type="radio"/>	<input type="radio"/>	<input type="radio"/>	<input type="radio"/>	<input type="radio"/>
200. Knowledge of ethical and professional standards for licensed acupuncturists.	<input type="radio"/>	<input type="radio"/>	<input type="radio"/>	<input type="radio"/>	<input type="radio"/>	<input type="radio"/>



2021 Acupuncturist Occupational Analysis Survey

Continuing Education Credits

If you have completed **all questions on this survey**, you will receive 4 continuing education credits.

To issue the credits, the California Acupuncture Board (Board) needs to know your name, license number, and email address. Your personal information will be kept confidential and will not be linked to your responses on this survey.

The Board will issue the continuing education certificates approximately 4-6 weeks after the survey closes.

47. Please enter your first and last name.

48. Please enter your California acupuncturist license number.

49. Please enter your email address.



2021 Acupuncturist Occupational Analysis Survey

Thank you!

Thank you for taking the time to complete this survey. The California Acupuncture Board values your contribution to this study.

Please remember that you will receive CE credits **only if you completed all questions on the survey** and provided your name, license number, and email information on the previous page.

Please click "Done" to submit your responses. **After you click "Done," you will no longer be able to edit your responses.**

If you have questions about this survey, please send an email to acupuncturistOA@dca.ca.gov.